



2016

2017-022

2017 04

)

(

1**2**

3

4

5

2016

519779330

10

0.50

0

10

0

| | |
|-------|-----|
| | 6 |
| | 9 |
| | 15 |
| | 38 |
| | 74 |
| | 83 |
| | 83 |
| | 84 |
| | 91 |
| | 97 |
| | 98 |
| | 235 |

| | | | |
|--|--|--|--|
| | | | 300158 |
| | | | |
| | | | |
| | | | Shanxi Zhendong Pharmaceutical Co.,Ltd |
| | | | Zhendong Pharmacy |
| | | | |
| | | | |
| | | | 047100 |
| | | | |
| | | | 047100 |
| | | | www.zdjt.com |
| | | | zqb@zdjt.com |

| | | | |
|--|--|--|--------------|
| | | | |
| | | | |
| | | | |
| | | | 0355-8096012 |
| | | | 0355-8096018 |
| | | | zqb@zdjt.com |

| | | | |
|--|--|--|----------------|
| | | | |
| | | | www.cninfo.com |
| | | | |

| | |
|--|----------|
| | |
| | 22 2 511 |
| | |

| | | | |
|--|--------|--|--------------------|
| | | | |
| | 333 | | 2016 8 10 -2017 12 |
| | E 1806 | | 31 |

| | 2016 | 2015 | | 2014 |
|---|------------------|------------------|----------|------------------|
| | 3,282,999,975.86 | 2,262,093,088.98 | 45.13% | 1,919,484,998.09 |
| | 203,063,920.51 | 64,646,180.07 | 214.12% | 41,958,240.99 |
| | 179,041,579.29 | 41,824,995.05 | 328.07% | 20,265,705.03 |
| | -44,720,063.83 | 151,844,461.47 | -129.45% | 73,228,987.59 |
| / | 0.5558 | 0.2245 | 147.57% | 0.1457 |
| / | 0.5558 | 0.2245 | 147.57% | 0.1457 |
| | 6.26% | 3.27% | 2.99% | 2.15% |
| | 2016 | 2015 | | 2014 |
| | 6,874,715,664.74 | 4,070,453,799.16 | 68.89% | 2,858,339,655.52 |
| | 5,246,122,343.43 | 1,994,943,113.77 | 162.97% | 1,959,096,933.70 |

| | | | | |
|--|----------------|----------------|----------------|------------------|
| | | | | |
| | 496,590,444.05 | 623,407,168.19 | 828,616,922.52 | 1,334,385,441.10 |
| | 17,290,806.05 | 17,214,195.57 | 68,031,223.95 | 100,527,694.94 |

| | | | | |
|--|----------------|----------------|-----------------|---------------|
| | 12,706,617.26 | 15,117,602.03 | 62,655,792.22 | 88,561,567.78 |
| | -97,588,463.56 | 125,427,725.31 | -114,948,596.21 | 42,389,270.63 |

1

2

| | 2016 | 2015 | 2014 | |
|--|---------------|---------------|---------------|----------------|
| | -396,204.58 | 678,640.06 | -98,387.80 | |
| | 22,451,674.55 | 26,875,159.95 | 60,377,857.50 | 109,704,691.95 |

2017

11 600
 156 13

257

| | | |
|--|---|------|
| | | / |
| | | |
| | | LHRH |
| | | |
| | | |
| | | |
| | | |
| | | |
| | | |
| | | |
| | | |
| | | |
| | | |
| | | |
| | | |
| | | |
| | | |
| | c | |
| | | |
| | | |

| | | |
|--|----|--|
| | | |
| | | |
| | | |
| | | |
| | D3 | |

1

1

“ + ”

2 “ ” “ ”

“ + ”

3

“ + ”

2

“ ” “

” “ ”

3

4

GMP

“ ”

5

OTC

,

“ ”

“

” OTC “ ”

OTC

“ ” OTC

“ ” “ ” OTC

“ ” “ ”

“ ” “ ” “ ”

”

2016

GMP

2015
2010

“ ” “ ” “ ”

OTC

2016

1
2

“ ” “ ” OTC “ ”

3

8

OTC

1

| | |
|--|---------|
| | |
| | 100.00% |
| | |
| | |
| | 30.64% |
| | 89.59% |
| | 100.00% |
| | 78.10% |
| | 55.51% |

| | |
|--|----------|
| | 99.30% |
| | 100.00% |
| | 100.00% |
| | 464.02% |
| | 100.00% |
| | 38.97% |
| | 1197.45% |
| | 79.77% |
| | 55.15% |
| | 98.99% |

2

1

| | | | | | | |
|--------|------|-----|--------|--------|--------|--------|
| | | 600 | 440 | 11 | 403 | 37 |
| 13 | 2017 | | | 257 | 63.77% | |
| | | “ | ” | | 12ml | 20ml |
| | | | | | 5.71% | |
| | | | 11.92% | 18.40% | 11.9% | 8.28% |
| 33.90% | | | | 20.78% | | 20.46% |
| | | | 79% | 5% | 5% | |
| 39% | | | 41.5% | | | |

2

| | | | | | | |
|-----|-----|----|---|-----|---|-----|
| OTC | 117 | 80 | | | | 30 |
| | | “ | ” | OTC | | |
| | OTC | | | “ | ” | OTC |

3

“ ”

4

1
2016

161

3.1

3

10

15

2

60

18

31
BE

3

XX-3

HBV

2017

I

4

12

5

”

i

“10

”

| | | | |
|----|------------------|---|--|
| 7 | CN201620443334.0 | | |
| 8 | CN201620444248.1 | | |
| 9 | CN201620443338.9 | | |
| 10 | CN201620444237.3 | | |
| 11 | CN201310046420.9 | | |
| 12 | CN201510348307.5 | | |
| 13 | CN201510348311.1 | | |
| 14 | CN201620049706.1 | | |
| 15 | CN201620049654.8 | | |
| 16 | CN201620378034.9 | | |
| 17 | CN201510352142.9 | | |
| 18 | CN201521057504.3 | | |
| 19 | CN201521057505.8 | | |
| 20 | CN201620049624.7 | | |
| 21 | CN201620378033.4 | | |
| 22 | CN201521057503.9 | | |
| 23 | CN201520880287.1 | | |
| 24 | CN201521057501.X | | |
| 25 | CN201521057502.4 | | |
| 26 | US201414576164 | Line leaf inula flower lactone A and methods for preparing and using the same for treating multiple sclerosis | |
| 27 | US201414576027 | Line leaf inula flower lactone A and methods for preparing and using the same for treating myocarditis | |

“ ” “ ” “ ”

GMP

20,306.39
1

2015
2010
328,300.00
214.12%
45.13%

2016

” ” “ ”

2

“ ” “ ”

“ ”

“

”

OTC

2016

“ ”

3
2016

“

”

16

“10

”

“

”

“

” “

” “

”

4

515

“

”

“

”

“

”

“

”

“

”

ERP

“

”

5

“

”

“

”

”

“

“

2016

”
“ ”

31

96

“ ”

6

“ ” “

” “ ” “ ” “

” “ ” “ ”

“ ” “ ” “ ”

“ ” “ ”

“ ”

“ ” “ ”

7

“

| | | | | |
|----|--|--|------|--|
| 12 | | | CFDA | |
| 13 | | | | |
| 14 | | | | |

2

| | | | | | |
|--|----|---|--|--|---------|
| | | | | | |
| | H3 | 1 | | | 134.73 |
| | H3 | 2 | | | 151.47 |
| | H3 | 3 | | | 489.80 |
| | H3 | 4 | | | 442.31 |
| | H6 | 5 | | | 441.49 |
| | H6 | 6 | | | 1718.77 |
| | H5 | 7 | | | 221.71 |

1

2

(NSCLC)

HER2

3

4

5

6

7

1

“ ” “ ”

2

1

1 —

5 —

9 —

LED

| | 2016 | | 2015 | | |
|--|------------------|--------|------------------|--------|---------|
| | | | | | |
| | 3,282,999,975.86 | 100% | 2,262,093,088.98 | 100% | 45.13% |
| | | | | | |
| | 3,092,725,595.27 | 94.20% | 2,142,747,113.87 | 94.72% | 44.33% |
| | 179,072,075.32 | 5.45% | 104,730,670.22 | 4.63% | 70.98% |
| | 11,202,305.27 | 0.34% | 14,615,304.89 | 0.65% | -23.35% |
| | | | | | |
| | 1,649,185,246.63 | 50.23% | 991,612,775.06 | 43.84% | 66.31% |
| | 1,616,087,638.26 | 49.23% | 1,248,059,766.17 | 55.17% | 29.49% |
| | 6,524,785.70 | 0.20% | 7,805,242.86 | 0.35% | -16.41% |
| | 11,202,305.27 | 0.34% | 14,615,304.89 | 0.65% | -23.35% |
| | | | | | |
| | 239,101,953.28 | 7.28% | 246,667,238.01 | 10.90% | -3.07% |
| | 1,590,188,554.80 | 48.44% | 1,193,981,803.66 | 52.78% | 33.18% |
| | 454,240,337.64 | 13.84% | 205,188,112.14 | 9.07% | 121.38% |
| | 616,170,501.48 | 18.77% | 324,501,979.47 | 14.35% | 89.88% |
| | 188,623,026.36 | 5.75% | 138,215,330.53 | 6.11% | 36.47% |
| | 194,675,602.30 | 5.93% | 153,538,625.17 | 6.79% | 26.79% |

2**10%**

| | | | | | | |
|--|------------------|------------------|--------|--------|--------|--------|
| | | | | | | |
| | | | | | | |
| | 3,092,725,595.27 | 1,636,008,553.18 | 47.10% | 44.33% | 46.75% | -0.87% |
| | | | | | | |

| | | | | | | |
|--|------------------|------------------|--------|---------|---------|--------|
| | 1,649,185,246.63 | 681,201,038.39 | 58.69% | 66.31% | 93.87% | -5.88% |
| | 1,616,087,638.26 | 1,111,974,228.13 | 31.19% | 29.49% | 30.16% | -0.36% |
| | | | | | | |
| | 1,590,188,554.80 | 1,131,245,148.93 | 28.86% | 33.18% | 42.58% | -4.69% |
| | 454,240,337.64 | 174,470,538.38 | 61.59% | 121.38% | 157.02% | -5.33% |
| | 616,170,501.48 | 209,598,072.08 | 65.98% | 89.88% | 98.49% | -1.48% |

1

3

| | | | 2016 | 2015 | |
|--|--|--|------------|------------|---------|
| | | | 14,325.65 | 12,587.22 | 13.81% |
| | | | 14,175.45 | 12,826.51 | 10.52% |
| | | | 1,132.49 | 1,282.69 | -11.71% |
| | | | 5,246.67 | 4,629.7 | 13.33% |
| | | | 5,569.22 | 4,605.5 | 20.93% |
| | | | 1,972.88 | 1,650.33 | 19.54% |
| | | | 29,202.25 | 24,097.85 | 21.18% |
| | | | 31,803.06 | 25,310.45 | 25.65% |
| | | | 11,808.18 | 9,207.37 | 28.25% |
| | | | 256,484.64 | 193,836.27 | 32.32% |
| | | | 260,803.9 | 187,301.59 | 39.24% |
| | | | 30,381.05 | 26,061.79 | 16.57% |
| | | | 11,337.17 | 4,708.14 | 140.80% |
| | | | 14,277.95 | 4,556.44 | 213.36% |
| | | | 4,399.25 | 1,458.47 | 201.63% |
| | | | 3,346.71 | 2,696.75 | 24.10% |
| | | | 3,266 | 2,716.3 | 20.24% |
| | | | 1,183.4 | 1,264.11 | -6.38% |

30%

8

4

5

| | | 2016 | | 2015 | | |
|--|--|----------------|--------|----------------|--------|--------|
| | | | | | | |
| | | 263,572,453.34 | 68.43% | 185,046,461.55 | 64.14% | 4.29% |
| | | 32,549,194.80 | 8.45% | 21,450,608.81 | 7.43% | 1.02% |
| | | 89,062,197.97 | 23.12% | 82,040,150.00 | 28.43% | -5.31% |

6

7

8

| | |
|--|----------------|
| | 250,235,186.38 |
| | 7.62% |
| | 0.00% |

5

| | | | |
|---|--|---------------|-------|
| | | | |
| 1 | | 72,004,684.18 | 2.19% |
| 2 | | 58,401,207.86 | 1.78% |
| 3 | | 44,092,554.44 | 1.34% |
| 4 | | 41,842,773.79 | 1.27% |

| | | | |
|--|----------------|----------------|-----------|
| | | | |
| | 328,199,201.54 | -27,990,245.50 | 1,272.55% |

1 129.45%

2 86.35%

| | | | | |
|--|---------------|--------|--|--|
| | | | | |
| | 1,171,639.35 | 0.50% | | |
| | 260,477.76 | 0.11% | | |
| | 35,126,880.03 | 15.06% | | |
| | 28,365,439.24 | 12.16% | | |
| | 2,464,212.06 | 1.06% | | |

1

| | 2016 | | 2015 | | | |
|--|------------------|--------|----------------|--------|--------|--|
| | | | | | | |
| | 586,864,699.65 | 8.54% | 309,545,617.52 | 7.60% | 0.94% | |
| | 1,200,850,739.78 | 17.47% | 772,194,155.77 | 18.97% | -1.50% | |
| | 406,557,901.05 | 5.91% | 413,858,417.75 | 10.17% | -4.26% | |
| | 24,787,106.32 | 0.36% | | | 0.36% | |

| | | | | | | |
|--|------------------|--------|------------------|--------|--------|--|
| | 978,938.55 | 0.01% | | | 0.01% | |
| | 1,071,280,277.47 | 15.58% | 1,014,622,235.88 | 24.93% | -9.35% | |
| | 64,006,059.16 | 0.93% | 92,277,244.74 | 2.27% | -1.34% | |
| | 237,000,000.00 | 3.45% | 545,000,000.00 | 13.39% | -9.94% | |
| | 39,048,983.80 | 0.57% | 59,783,095.20 | 1.47% | -0.90% | |

2

2009 1015502-2 2011 551103 2009 551102

2016 2009 00002943 2009 00002945

2016 00005511 X 308116 2014

2510000112 2012 01003 2012 01005

140424 2013 002012

2012 00115

1

| | | |
|------------------|---------------|-----------|
| | | |
| 2,750,900,000.00 | 29,940,000.00 | 8,921.04% |

2

| | | 2,645,900,000.00 | 100.00% | | | | | | 102,053,147.63 | | 2015 10 22 | | |
|--|--|------------------|---------|--|--|--|--|--|----------------|--|---------------|--|--|
| | | 50,000,000.00 | 100.00% | | | | | | 0.00 | | | | |

| | | | | | | | | | | | | | |
|--|----|----|--------------------------|-------------|----|----|----|----|------|--------------------|----|----|----|
| | | | 50,000, 000.00 | 100.00 % | | | | | | 155,502. 72 | | | |
| | -- | -- | 2,745,9 00,000. 00 | -- | -- | -- | -- | -- | 0.00 | 102,208, 650.35 | -- | -- | -- |

3

| | | | | | | | | | | | | | |
|----|----|----|----|------------------|-------------------|----|-------|------|------|----|----|----|----|
| | | | | | | | | | | | | | |
| 50 | | | | 5,000,00 0.00 | 40,000,0 00.00 | | 1.42% | 0.00 | 0.00 | | | | |
| | -- | -- | -- | 5,000,00 0.00 | 40,000,0 00.00 | -- | -- | 0.00 | 0.00 | -- | -- | -- | -- |

4

| | | | | | | | | | | | | |
|--|-------------------|------------|------------|---------------|------|------------|-------------------|----|--|--|--|--|
| | | | | | | | | | | | | |
| | 69,600,000 .00 | 246,557.76 | 246,557.76 | 69,600,000.00 | 0.00 | 246,557.76 | 69,860,477. 76 | | | | | |
| | 69,600,000 .00 | 246,557.76 | 246,557.76 | 69,600,000.00 | 0.00 | 246,557.76 | 69,860,477. 76 | -- | | | | |

5

1

| | | | | | | | | | | | |
|---|----|------------|------------|------------|---|--------|--------|---|----|---|---|
| | | | | | | | | | | | |
| 2010 | | 130,505.44 | 13,193.34 | 134,577.88 | 0 | 21,542 | 16.51% | 0 | | 0 | |
| 2016 | | 119,800 | 119,800 | 119,800 | 0 | 0 | 0.00% | 0 | | | |
| | -- | 250,305.44 | 132,993.34 | 254,377.88 | 0 | 21,542 | 16.51% | 0 | -- | | 0 |
| 1 2016 12 31 1,345,778,777.36 : 3.2 GAP | | | | | | | | | | | |
| 36,700,369.65 54,725,783.41 | | | | | | | | | | | |
| 100 21,862,415.80 124,100,000.00 375,000,000.00 | | | | | | | | | | | |
| 80,000,000.00 112,000,000.00 | | | | | | | | | | | |
| 195,000,000.00 1.5 35,502,308.50 310,887,900.00 | | | | | | | | | | | |
| 2016 12 31 -40,724,338.81 4,702,482.97 | | | | | | | | | | | |
| 45,426,821.78 45,450,353.76 | | | | | | | | | | | |
| 23,531.98 2016 12 31 | | | | | | | | | | | |
| 4,702,482.97 2 2015 11 30 12 3 12 11 | | | | | | | | | | | |
| 12 16 | | | | | | | | | | | |
| 9 629,180,000 | | | | | | | | | | | |
| 38,600,000.00 530,219,983.25 2016 12 31 | | | | | | | | | | | |
| 151,468.25 1,800 149,668.25 149,651.50 | | | | | | | | | | | |

2

| | | | | | | | | | | | |
|--|---|--|-----|--|-----|---------|--|--|--|--|--|
| | | | | | | | | | | | |
| | (| | (1) | | (2) | (3) | | | | | |
| |) | | | | | (2)/(1) | | | | | |

| | | | | | | | | | | |
|-----|-----|----|-----------|-----------|-----------|-----------|---------|---------------|----------|----|
| | | | | | | | | | | |
| 3.2 | GAP | | 4,844 | 4,844 | | 3,670.04 | 75.76% | 2013 12 13 | 56 | |
| | | | 9,666 | 9,666 | | 5,472.58 | 56.62% | 2012 12 31 | 5,956.7 | |
| | | | 8,026 | | | | | | | |
| | 1.5 | | 8,024 | 4,008 | 1,362.03 | 3,550.23 | 88.58% | 2017 08 31 | | |
| | | -- | 30,560 | 18,518 | 1,362.03 | 12,692.85 | -- | -- | 6,012.7 | -- |
| | | | | | | | | | | |
| | 100 | | 7,328 | 7,328 | | 2,186.24 | 29.83% | 2012 11 23 | -666.39 | |
| | | | 12,500 | 12,500 | | 12,410 | 99.28% | 2012 12 31 | | |
| | | | 28,000 | 37,500 | | 37,500 | 100.00% | 2013 12 31 | 5,317.46 | |
| | | | 11,200 | 11,200 | | 11,200 | 100.00% | 2011 07 31 | 2,695.45 | |
| | | | 1,500 | | | | | | | |
| | | | 8,000 | 8,000 | | 8,000 | 100.00% | 2014 08 30 | | |
| | | -- | 19,500 | 19,500 | | 19,500 | 100.00% | -- | -- | -- |
| | | | 31,088.79 | 31,088.79 | 11,831.31 | 31,088.79 | | | | |

| | | | | | | | | | | |
|-------|------|------------|------------|-------------|------------|-------|------|-----------|----------|---------|
| | -- | 149,676.79 | 145,634.79 | 13,193.34 | 134,577.88 | -- | -- | 13,359.22 | -- | -- |
| 1 | GAP | | | | | | | | | 2 |
| | | | | 3 | | | | | | |
| | | | | 4 | | | | | | 5 |
| | | | | | 6 | | | | | |
| 1 | | | | 2 | | | | | | |
| | | 1,500 | | | | | | | | |
| 1. | | 19,500 | | | | | | 2. | 7,328 | |
| | 100 | | | | | | | 2,186.24 | 3. | 12,500 |
| | | | | | 18 | | | | | 12,410 |
| 4. | | 40500 | | 37500 | | | | 3000 | | |
| | | | | 37,500 | | | | 5. | 11,200 | |
| | | | | | 6. | 1,500 | | | | |
| | | 2012 | 4 | | | 12 | | 1,500 | 7. | |
| 8,000 | | | | | | | | 8000 | 8. | |
| | | | | | | | | 8,436.62 | | 9. |
| 3.2 | GAP | | | | | | | | 1,173.96 | |
| | 10. | | | | | | | 9646.90 | | |
| | | 11. | 2016 | 8 | 26 | | | | | |
| | | | | | | | | 11,831.31 | | 2016 |
| 12 | 31 | | | 31088.79.17 | | | | | | |
| | | | | | | | | | | |
| | | | | | | | | | | |
| 1 | 2012 | 8 | 6 | | | | | | | “ |
| | | | | | | | | | | ” |
| | | 2.8 | | 4.05 | | | | | | 2.8 |
| | | | | 0.95 | | | | 3.75 | | |
| | 2012 | 9 | 29 | 2012 | | | | | 2 | 2012 12 |
| 23 | | | | | | | | | | |
| | | | | 2013 | 1 | 12 | 2013 | | | |
| 3 | 2013 | 12 | 11 | | | | | | | 1.5 |

| | | | | | | | | | | | | |
|----|----------|-------|----|----------|------|---------|----|--------|----------|------|--------|---|
| | | 8,024 | | 4,008 | | 2013 | 12 | 28 | 2013 | | | |
| | | | | | | | | | | | | |
| | 2011 | 1 | 14 | | | | | | 2,440.16 | | | |
| | | | | | | 2011 | 1 | 7 | 3.2 | GAP | | |
| | | | | 701.80 | , | | | | 1,738.36 | | | |
| | 2011 | 12 | 23 | | | | | | | | | |
| | | | | | | | | | | | | |
| 1 | 2011 | 3 | 27 | | | | | | 10,000 | | | |
| | | | | 2 | 2011 | 10 | 19 | | | | | |
| | | | | 10,000 | | | | 2011 | 12 | 23 | | |
| | | | | 3 | 2012 | 4 | 11 | | | | | |
| | 10,000 | | | 4 | 2012 | 10 | 16 | | | | | |
| | | | | 10,000 | | | | 5 | 2013 | 3 | 25 | |
| | | | | | | | | 10,000 | | 6 | 2013 | 9 |
| 25 | | | | | | | | | 10,000 | | | |
| | 7 | 2014 | 9 | 11 | | | | | | | 10,000 | |
| | | | | 8 | 2015 | 8 | 17 | | | | | |
| | | | | 10,000 | | | | | | | | |
| | | | | | | | | | | | | |
| 1 | | | | | | 4193.42 | | | 100 | | | |
| | 5,141.76 | | | 1 | | | | | | | | |
| | | | | | | | | | | | 587 | |
| | | | | 465 | | | | | | | | |
| | | | | 3,988 | | | | | | | 2 | |
| | | | | | | | | | | | | |
| | | | | | | | | 2 | GAP | | | |
| | | | | 1,173.96 | | | | 1 | | | | |
| | | | | | | | | | | | 174 | |
| | | | | | | | | | | | 1,014 | |
| | | | | | | | | | | | | |
| 1 | 2011 | 11 | 22 | | | 1500 | | | | | | |
| | | | | 1 | | | | | | | | |
| | | | | 2 | | | | | | 3 | | |
| | | | | | | | | | | | | |
| | 2 | 2011 | | | | | | | | | | |
| | 1.5 | | | | 2012 | 6 | 30 | | | 2012 | 7 | |

| | | | | | |
|--|------|----|-------|--|------|
| | 2012 | | | | 2013 |
| | 1 | 31 | 2013 | | |
| | | | 2013 | | |
| | 1.5 | | 4,008 | | |

3

| | | | |
|--|-----|--|--|
| | | | |
| | (1) | | |

| | |
|-----|------------------------|
| | 2 |
| | GMP |
| | 2012 8 6 |
| | “ |
| | ” 2012 9 29 2012 |
| | 3 1.5 |
| | GMP |
| | 8,024 4,008 2013 12 11 |
| | 1.5 |
| | 2013 12 28 2013 |
| | 1.5 |
| () | |
| | |

1

2

10%

| | | | | | | | | |
|--|--|--|-----------|------------------|----------------|----------------|---------------|---------------|
| | | | | | | | | |
| | | | 395000000 | 1,013,318,258.87 | 748,961,354.44 | 243,028,356.67 | 56,407,506.88 | 53,174,574.20 |

| | | | | | | | | |
|--|--|--|-----------|--------------------|--------------------|--------------------|--------------------|--------------------|
| | | | 170000000 | 560,055,026. 98 | 202,176,394. 04 | 312,014,682. 65 | 24,011,778.6 4 | 26,954,451.7 8 |
| | | | 19817778 | 473,903,138. 52 | 404,612,681. 54 | 257,164,529. 08 | 118,340,637. 92 | 102,053,147. 63 |

| | | | | | | | | |
|--|--|--|--|--|--|--|--|--|
| | | | | | | | | |
| | | | | | | | | |

2017

“ ”

—

“ ”

1

“ ”

“ ” “ ” “ ”

2

“ ”

“ ”

100

3

” “

“ ”

“ ”
“ ”
“ ”

4

“ ” 2017

“ ”

2017 I XX-3 HBV

” 14 “

10

400

“ ”
“ III ”

5

“ ” “ ” “ ”
“ ” “ ” OTC “ ”
“ ”

6

“ ” “ ”
“ ”
“ ”
“ ” “ ”
“ ”

7

“ ” “ ” “ ”
“ ” “ ”

ERP

8

“ ” “ ” “ ”
“ ” “ ” “ ”
“ ” “ ” “ ”

9

“ ” “ ”

10

1
2016

2

” 600 OTC “ ” “
“ ”

3

4

5

1

2015

| | |
|--|-------------------|
| | |
| | 2015 2015 |
| | |
| | 2015 2016 5 27 |
| | 2015 |
| | |
| | |

| | |
|----|---------------|
| 10 | 0 |
| 10 | 0.50 |
| 10 | 0 |
| | 519,779,330 |
| | 25,988,966.50 |
| | 78,563,773.01 |

| | | | | | |
|------|-------------|--|----|-----|----------|
| | | | | | 100.00% |
| | | | | | |
| | | | | | 20 |
| | | | | | |
| 2016 | 519,779,330 | | 10 | 0.5 | 2,598.90 |

3

| | | | | | |
|------|------|------------|----------|-------------|-------------|
| 2012 | 2013 | 2012 | 2012 | 2012 | 2013 6 24 |
| | | | | QFII RQFII | 288,000,000 |
| | 10 | 0.3 | | | |
| | | 10 0.270 | | | |
| | | | 10 0.285 | | |
| | | QFII RQFII | | | |
| | | 864 | | | |
| 2013 | 2014 | 2013 | 2013 | 2013 | 2014 6 18 |
| | | | | QFII RQFII | 288,000,000 |
| | 10 | 1.00 | | | |
| | | 10 0.90 | | | |
| | | | 10 0.95 | | |
| | | QFII RQFII | | | |
| | | 2880 | | | |
| 2014 | 2015 | 2014 | 2014 | 2014 | 2015 7 16 |
| | | | | QFII RQFII | 288,000,000 |
| | 10 | 1.00 | | | |
| | | 10 0.90 | | | |
| | | | 10 0.95 | | |
| | | QFII RQFII | | | |
| | | 2880 | | | |
| 2015 | 2016 | 2015 | 2015 | 2015 | 2016 5 27 |
| | | | | QFII RQFII | 296,940,000 |
| | 10 | 5.81 | | | |
| | | 10 5.24 | | | |
| | | | 10 5.81 | | |
| | | QFII RQFII | | | |
| | | 17,280 | | | |
| 2016 | 2017 | 2016 | 2016 | 519,779,330 | |
| | | | 2598.90 | | |
| | 10 | 0.5 | | | |

| | | | | | |
|--|--|--|--|--|--|
| | | | | | |
|--|--|--|--|--|--|

| 2016 | 25,988,966.50 | 203,063,920.51 | 12.80% | | |
|------|----------------|----------------|---------|--|--|
| 2015 | 172,800,000.00 | 64,646,180.07 | 267.30% | | |
| 2014 | 28,800,000.00 | 41,958,240.99 | 68.64% | | |

1

| | | | 12 | | | |
|--|--|--|----|---------|--|--|
| | | | 12 | | | |
| | | | | 2016 08 | | |
| | | | | 10 | | |
| | | | | 2016 08 | | |

| | | | | | | |
|--|--|--|------|--|--|--|
| | | | 2016 | | | |
| | | | 2015 | | | |
| | | | 2016 | | | |
| | | | 25% | | | |
| | | | 2015 | | | |
| | | | 2016 | | | |
| | | | 2015 | | | |
| | | | 2016 | | | |
| | | | 2015 | | | |
| | | | 2016 | | | |

| | | | | | | |
|--|--|--|----|---------------|--|--|
| | | | 15 | | | |
| | | | 3 | 2015 10 22 | | |

| | | | | | | |
|--|--|--|---------------|---------------|--|--|
| | | | 1 | | | |
| | | | 2017 12 31 | | | |
| | | | 30 | | | |
| | | | 50% | | | |
| | | | 50% 2 | | | |
| | | | 2018 | | | |
| | | | 1 1 | | | |
| | | | 30 | | | |
| | | | / | | | |
| | | | | 2015 04 27 | | |

| | | | | | | |
|--|--|--|-----|---|--|--|
| | | | 2 / | | | |
| | | | / | | | |
| | | | | / | | |
| | | | 3 / | | | |


| | | | | | | |
|--|--|--|---|--|--|--|
| | | | / | | | |
| | | | 4 | | | |
| | | | / | | | |
| | | | 5 | | | |
| | | | / | | | |
| | | | / | | | |
| | | | / | | | |
| | | | / | | | |



| | | | | | | |
|--|--|--|---|--|--|--|
| | | | / | | | |
| | | | / | | | |
| | | | / | | | |


| | | | | | | |
|--|--|--|-----|---------------|--|--|
| | | | 1 / | | | |
| | | | 2 / | | | |
| | | | “ | | | |
| | | | ” | | | |
| | | | 3 | 2015 04 27 | | |
| | | | / | | | |
| | | | / | | | |
| | | | / | | | |

| | | | | | | |
|--|--|--|-------------|--|--|--|
| | | | / / | | | |
| | | | 4 / / | | | |
| | | | / / | | | |
| | | | 5 / | | | |



/

| | | | | | | |
|--|--|--|--|---------------|--|--|
| | | | | | | |
| | | | | 2010 12 23 | | |



| | | | | | | |
|--|--|--|--|---------------|--|--|
| | | | | | | |
| | | | | 2010 12 23 | | |
| | | | | 2016 02 25 | | |

| | | | | | | |
|--|--|--|----------------|---------------|--------------|--|
| | | | | | | |
| | | | 2015 6.3.11 | 2016 10 31 | 2017 9 30 | |
| | | | | 2012 05 11 | | |

| | | | | | | |
|--|--|--|--------------|-----------------|--|--|
| | | | | | | |
| | | | 2014 1 28 | | | |
| | | | 2013 97 | | | |
| | | | | 2014 01 " 29 | | |
| | | | | " | | |
| | | | 1320 | | | |

| | | | | | | |
|--|--|--|------|--|--|--|
| | | | 1797 | | | |
|--|--|--|------|--|--|--|

| | |
|--|--|
| | |
|--|--|

2

“ ”

“ ”

| | | |
|--|----------------|----------------|
| | | |
| | 50,155,502.72 | 155,502.72 |
| | | |
| | 404,612,681.54 | 102,053,147.63 |

2016 10 24

5000

91533102MA6K80PY77

17

1

2016 10 24 2066 10 23

100.00%

2016 12 13

5000

91140421MA0H1G802T

2016 12 13 2026 4 30

100.00%

2016 5 4

100.00%

2003 11 7

1981.7778

911101147560300581

3

2003 11 7 2023 11 6

2002 9 26

100

912101027427851772

224-6 2101 2104

2002 9 26 2020 12 31

| | | | | | | | |
|-------------|-------|--|--|--------------|--|---------------|----------|
| | | | | 2013 97 | | | |
| | | | | 2014 3 26 | | | |
| 2014 4 9 | | | | 2013 97 | | | 2014-020 |
| 2014 78 | 3,167 | | | 2014 4 7 | | 2014 04 10 | |
| | | | | 99070 | | | |
| 2014 11 18 | | | | 2013 97 | | | 2014-065 |
| 2014 462 | 3,167 | | | | | 2014 11 19 | |

| | | | | | | | |
|--|--|--|--|---|--|--|--|
| | | | | 1 | | | |
| | | | | 2 | | | |

2016 2 5

<

>

<

>

<

>

2016 2 25

2016

2015

2016 3 23

70

1064

1000

78

70

958

894

106

2016 4 25

2016 8 25

280,000

520,209,330

519,929,330

2016 11 10

150,000

519,929,330

519,779,330

| | | |
|------------|------|--|
| | | |
| 2016 2 5 | | |
| 2016 2 5 | | |
| 2016 2 25 | 2016 | |
| 2016 3 23 | | |
| 2016 4 25 | | |
| 2016 8 25 | | |
| 2016 11 10 | | |
| | | |

1

| | | | | | 0 | 133.79 | 100.00 % | 500 | | | 0 | | |
|--|--|--|--|--|---|--------|----------|-----|--|--|---|--|--|
| | | | | | 0 | 0.92 | 0.01% | | | | 0 | | |
| | | | | | 0 | 0.66 | 0.01% | | | | 0 | | |
| | | | | | 0 | 0.65 | 0.01% | | | | 0 | | |

|--|--|--|--|--|

3

4

| | | | 42,834.07 | 17,086.36 | 59,715.71 | | | 204.71 |
|--|--|--|-----------|-----------|-----------|--|--|--------|

5

1

1

2

3

2

1

| | 2016 04 24 | 15,000 | 2016 07 20 | 200 | | 1 | | |
|----|---------------|--------|------------|-------|----|---|--|-------|
| | 2016 04 24 | 10,000 | | | | | | |
| | 2016 04 24 | 10,000 | | | | | | |
| | 2016 04 24 | 10,000 | | | | | | |
| | 2016 04 24 | 5,000 | | | | | | |
| | 2016 04 24 | 10,000 | 2016 11 30 | 2,000 | | 1 | | |
| B1 | | | 60,000 | | B2 | | | 2,200 |
| B3 | | | 60,000 | | B4 | | | 2,200 |
| | | | | | | | | |
| | | | | | | | | |

| | | | | | | | | | | | | | | |
|----------|--|--|--------|--|--|----------|--|--|-------|--|--|--|--|--|
| | | | | | | | | | | | | | | |
| | | | | | | | | | | | | | | |
| A1+B1+C1 | | | 60,000 | | | A2+B2+C2 | | | 2,200 | | | | | |
| A3+B3+C3 | | | 60,000 | | | A4+B4+C4 | | | 2,200 | | | | | |
| A4+B4+C4 | | | | | | 0.42% | | | | | | | | |
| | | | | | | | | | | | | | | |

2

3

1

2

4

| | | | | | | | | | | | | | | |
|--|--|--|------------------|--|--|--|--|--|---------|--|--|--|--|--|
| | | | | | | | | | | | | | | |
| | | | 2015 07 29 | | | | | | 1,134.2 | | | | | |

| | | | | | | | | | | | | | | |
|--|--|--|------------------|--|--|--|--|--|--------|--|--|--|--|--|
| | | | | | | | | | | | | | | |
| | | | 2016 11 30 | | | | | | 2,000 | | | | | |
| | | | 2016 11 30 | | | | | | 500 | | | | | |
| | | | 2016 02 03 | | | | | | 763 | | | | | |
| | | | 2016 07 19 | | | | | | 13,500 | | | | | |
| | | | 2016 06 29 | | | | | | 3,000 | | | | | |
| | | | 2016 06 07 | | | | | | 5,000 | | | | | |
| | | | 2016 07 01 | | | | | | 2,000 | | | | | |
| | | | | | | | | | 500 | | | | | |
| | | | 2016 08 09 | | | | | | 450.3 | | | | | |
| | | | 2016 11 14 | | | | | | 1,072 | | | | | |

| | | | | | | | | | | | | | | |
|--|--|--|------------------|--|--|--|--|--|--------------|--|--|--|--|--|
| | | | | | | | | | | | | | | |
| | | | 2016 11 22 | | | | | | 1,500 | | | | | |
| | | | 2016 12 08 | | | | | | 620 | | | | | |
| | | | 2016 09 28 | | | | | | 2,536.9 9 | | | | | |
| | | | 2016 10 27 | | | | | | 850 | | | | | |
| | | | 2016 08 23 | | | | | | 1,200 | | | | | |
| | | | 2016 03 23 | | | | | | 1,000 | | | | | |

1

1

“ ”

2005

2016

——

7000

“ +

+ + ”

78

9800 6490 16443 19 741 2166

2

| | | |
|-----|----|-------|
| | | / |
| | —— | —— |
| 1. | | 630 |
| 2. | | 14.8 |
| 3. | | 2,166 |
| | —— | —— |
| 1. | —— | —— |
| 1.1 | —— | |
| 1.2 | | 1 |
| 1.3 | | 630 |
| 1.4 | | 2,166 |
| 2. | —— | —— |
| 3. | —— | —— |
| 4. | —— | —— |
| 5. | —— | —— |
| 6. | —— | —— |
| 7. | —— | —— |
| 8. | —— | —— |
| 9. | —— | —— |
| | —— | —— |

3

1

2

3

4

2

1

“

”

GMP

2

“ ”

“

”

3

“

”

“

”

1

| | | | | | | | |
|------------|------------|-------------|------|-------------|-----------|------------|------------|
| | | 70 | | 1064 | | 1000 | |
| | | | 78 | 70 | | | 958 |
| 894 | 106 | | | | | | |
| 2016 4 25 | | 288,000,000 | | 296,940,000 | | | |
| | | | 2015 | | | | |
| 100% | | 141,226,890 | | 14.28 | | 73,361,910 | |
| | | 16.33 | | | | | |
| 2016 4 18 | | | | [2016]835 | | | |
| | | | | | | 56,591,626 | |
| 16,644,600 | | | | 13,286,857 | | 11,096,398 | |
| 9,986,759 | | 6,355,210 | | | 5,649,075 | | |
| | 12,840,118 | | | | | 8,776,247 | |
| | | | | 73,361,910 | | | |
| 2016 5 20 | 2015 | | | | 2015 | | |
| | 13.70 | | | | | | 58,987,477 |
| | 17,349,262 | | | | | | |

| | | | |
|------------|-------------|-------------|-----------|
| | 150,000 | | |
| | 519,929,330 | 519,779,330 | |
| 1 | 2016 4 15 | | |
| | 2016 4 14 | | |
| | | 8,940,000 | 2016 4 15 |
| 2 | 2016 7 12 | | |
| | | | [2016]835 |
| “ | ” | | |
| | 2016 7 11 | | |
| | 223,269,330 | 2016 7 12 | |
| 3 | 2016 8 19 | | |
| 2016 8 18 | | | |
| | 280,000 | 2016 8 19 | |
| 4 | 2016 11 21 | | |
| 2016 11 20 | | | |
| | 150,000 | 2016 11 21 | |
| ‘ | n | | |

| | | | | | | |
|--|---|---|------------|------------|--|------------------------|
| | | | | | | 2016 2017 2018 |
| | 0 | 0 | 58,987,477 | 58,987,477 | | 2017 8 11 2018 4 30 |
| | 0 | 0 | 57,431,739 | 57,431,739 | | 2019 8 10 |
| | 0 | 0 | 18,631,752 | 18,631,752 | | 2019 8 10 |
| | 0 | 0 | 17,349,262 | 17,349,262 | | 2017 8 11 2018 4 30 |
| | 0 | 0 | 13,849,366 | 13,849,366 | | 2017 8 11 2018 4 30 |
| | 0 | 0 | 13,383,714 | 13,383,714 | | 2017 8 10 |
| | 0 | 0 | 11,566,172 | 11,566,172 | | 2017 8 11 2018 4 30 |
| | 0 | 0 | 10,409,556 | 10,409,556 | | 2017 8 11 2018 4 30 |
| | 0 | 0 | 9,147,796 | 9,147,796 | | 2017 8 10 |

| | | | | | | |
|----|-----------|---|-------------|-------------|----|--|
| | | | | | | |
| | 0 | 0 | 6,624,263 | 6,624,263 | | 2017 8 11 2018 4 30 |
| | 0 | | 5,888,233 | 5,888,233 | | 2017 8 11 2018 4 30 |
| 67 | 0 | | 8,010,000 | 8,010,000 | | 894 28 2016 9 20 2016 2017 2018 |
| | 1,867,363 | 0 | 231,779,330 | 233,646,693 | -- | -- |

1

2

1 2016 4 15

2016 4 14

8,940,000

2016 4 15

2 2016 7 12

[2016]835

“ ”

2016 7 11

223,269,330

2016 7 12

3 2016 8 19

2016 8 18

280,000

2016 8 19

4 2016 11 21

2016 11 20

150,000

2016 11 21

3**1**

| | | | | | | | | |
|----|--------|--------|-------------|---|------------|------------|-------------|-------------|
| | 13,327 | | 12,169 | | 9 | 0 | 9 | 0 |
| 5% | | 10 | | | | | | |
| | | | | | | | | |
| | | 43.79% | 227,590,963 | 9 | 57,431,739 | 57,431,739 | 170,159,224 | 184,240,000 |
| | | 11.35% | 58,987,477 | 7 | 58,987,477 | 58,987,477 | | 35,310,000 |
| | | 3.58% | 18,631,752 | 2 | 18,631,752 | 18,631,752 | | 18,430,000 |
| | | 3.34% | 17,349,262 | 2 | 17,349,262 | 17,349,262 | | 6,950,000 |
| | | 2.66% | 13,849,366 | 6 | 13,849,366 | 13,849,366 | | |

| | | | |
|---|-----------|-----------|-----------|
| | | | |
| 5 | | 1,450,000 | 1,450,000 |
| | 1,202,725 | | 1,202,725 |

10

10

10

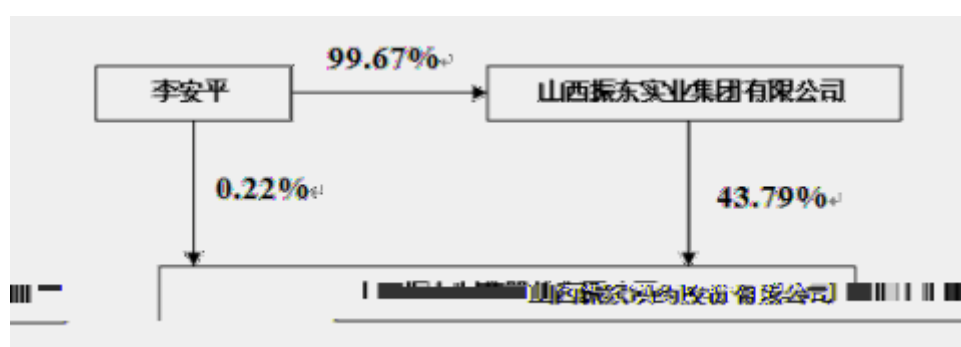
10

2

| | / | | | |
|--|---|------------|--------------------|--|
| | | 1993 11 22 | 91140421110874681F | |
| | | | | |

3

| | | |
|----|--|--|
| | | |
| | | |
| | | |
| 10 | | |



4 10%

5

| | | | | | | | | | | | | |
|--|--|--|--|----|---------------|---------------|-----------|---------|---------|---|---|-----------|
| | | | | | | | | | | | | |
| | | | | 55 | 2008 12 10 | 2018 06 28 | 1,158,136 | 0 | 0 | 0 | 0 | 1,158,136 |
| | | | | 59 | 2010 12 20 | 2018 06 28 | 338,778 | 500,000 | 0 | 0 | 0 | 838,778 |
| | | | | 60 | 2009 03 02 | 2018 06 28 | 0 | 200,000 | 0 | 0 | 0 | 200,000 |
| | | | | 53 | 2008 12 10 | 2018 06 28 | 0 | 0 | 0 | 0 | 0 | 0 |
| | | | | 52 | 2012 08 06 | 2018 06 28 | 0 | 500,000 | 0 | 0 | 0 | 500,000 |
| | | | | 55 | 2015 06 29 | 2018 06 28 | 0 | 0 | 0 | 0 | 0 | 0 |
| | | | | 61 | 2015 06 29 | 2018 06 28 | 0 | 0 | 0 | 0 | 0 | 0 |
| | | | | 58 | 2015 06 29 | 2018 06 28 | 0 | 0 | 0 | 0 | 0 | 0 |
| | | | | 55 | 2013 09 28 | 2018 06 28 | 0 | 0 | 0 | 0 | 0 | 0 |
| | | | | 54 | 2008 12 10 | 2018 06 28 | 505,928 | 0 | 108,200 | 0 | 0 | 397,728 |
| | | | | 60 | 2011 | 2018 | 486,976 | 0 | 101,000 | 0 | 0 | 385,976 |

| | | | | | | | | | | | | | |
|--|----|----|----|----|------------------|---------------|-----------|------------|---------|---|---|------------|------------|
| | | | | | 12 23 | 06 28 | | | | | | | |
| | | | | | 2015 36 06 29 | 2018 06 28 | 0 | 0 | 0 | 0 | 0 | 0 | 0 |
| | | | | | 2010 54 12 20 | 2018 06 28 | 0 | 200,000 | 0 | 0 | 0 | 200,000 | 200,000 |
| | | | | | 2013 46 01 28 | | 0 | 200,000 | 0 | 0 | 0 | 200,000 | 200,000 |
| | | | | | 2012 33 02 04 | | 0 | 200,000 | 0 | 0 | 0 | 200,000 | 200,000 |
| | | | | | 2016 56 09 26 | 2018 06 28 | 0 | 13,849,366 | 0 | 0 | 0 | 13,849,366 | 13,849,366 |
| | | | | | 2016 38 09 26 | 2018 06 28 | 0 | 0 | 0 | 0 | 0 | 0 | 0 |
| | | | | | 2016 43 08 25 | | 0 | 500,000 | 0 | 0 | 0 | 500,000 | 500,000 |
| | -- | -- | -- | -- | -- | -- | 2,489,818 | 16,149,366 | 209,200 | 0 | 0 | 18,429,984 | 18,429,984 |

| | | | | | | | | | | | | | |
|--|--|--|--|--|------------|--|--|--|--|--|--|--|--|
| | | | | | | | | | | | | | |
| | | | | | 2016 09 26 | | | | | | | | |
| | | | | | 2016 09 26 | | | | | | | | |
| | | | | | 2016 08 25 | | | | | | | | |

1962 9

1993 9

2012 12 2013 12

1958 5

1985 2002

2003 5

1957 3

1980 1995

1995

1993

2003 50mg

2012 “ ”

1965 6

1983 2001 1

2008 7

2011 1 2012 8

1964 11

1994 11

10 PCT

1962 12

-2007

1962 12

2002 2004 MBA

MBA EMBA ;

1956 12

1999 7

1986 5

2001

1993 10

2015 6

2005

2001 2

2008 8 2010 12

2012 8

18 11

1985

1984

2011 9

1959 1

1963 6
 2015 2
 1979 3
 2014 5

2

1963 11
 1996
 1957 5
 1980 1990
 1993 2008
 1981 9

3

“1. ”
 1963 6
 1980 2004 2004
 2008
 “1. ”
 1971 4

2013 1

1984 2 2005

11 2011 2
 2011 3 2012 2
 1974 8 EMBA OTC

2003 2010
 2014

| | | | 1993 10 01 | | |
|--|--|--|---------------|--|--|
| | | | 1996 01 01 | | |
| | | | 2014 05 | | |

| | | | | | |
|--|---|------|----|---|--------|
| | | | 05 | | |
| | 1 | 1993 | 10 | 2 | 1996 |
| | | | | 3 | 2014 5 |

| | | | 55 | | 71.77 |
|--|--|--|----|--|-------|
| | | | 59 | | 55.72 |
| | | | 60 | | 65.28 |
| | | | 52 | | 49.64 |
| | | | 53 | | 7 |
| | | | 56 | | 30 |
| | | | 38 | | 0 |
| | | | 58 | | 7 |
| | | | 55 | | 7 |
| | | | 55 | | 7 |
| | | | 61 | | 7 |
| | | | 54 | | 56.88 |
| | | | 60 | | 27 |
| | | | 36 | | 14 |

| | | | | | | |
|--|----|----|----|----|--------|----|
| | | | | | 41.67 | |
| | | | 46 | | 38.04 | |
| | | | 33 | | 25.1 | |
| | | | 43 | | 80.01 | |
| | -- | -- | -- | -- | 590.11 | -- |

| | | | | | | | | | | | |
|--|--|--|--|--|---|--|--|--|--|---|--|
| | | | | | / | | | | | / | |
|--|--|--|--|--|---|--|--|--|--|---|--|

| | |
|--|-------|
| | 180 |
| | 110 |
| | 369 |
| | 4,042 |
| | |
| | |
| | 175 |
| | 935 |
| | 2,019 |
| | 913 |
| | 4,042 |

2

“ ” “ + + ” “ ”

3

“ ” “ ” “ ” “ ”

“ ” “ ”

“ ” “ ”

2016 “ ”

31

96

“ ”

“ ”

4

1



1

| | 16 | 1 | 15 | 0 | 0 | |
|--|----|---|----|---|---|---|
| | 16 | 0 | 15 | 1 | 0 | |
| | 16 | 1 | 15 | 0 | 0 | |
| | 16 | 1 | 15 | 0 | 0 | |
| | | | | | | 3 |

2**3**

1

2

3

4

” “ + + ”

1

2

| | | |
|--|---|---------|
| | 2017 04 26 | |
| | http://www.cninfo.com.cn | |
| | | 100.00% |
| | | 100.00% |
| | | |
| | | |
| | A | A |

| | | |
|--|---|---|
| | B | B |
| | C | C |
| | <p>A</p> <p>< 3%</p> <p>3% < 5%</p> <p>5% B <</p> <p>1% 1%</p> <p>< 3%</p> <p>3% C < 3%</p> <p>3% <</p> <p>5%</p> <p>5%</p> | <p>A</p> <p>< 3% B</p> <p>3%</p> <p>5% C</p> <p>5%</p> |
| | | 0 |
| | | 0 |
| | | 0 |

| | |
|------------|---|
| | |
| 2016 12 31 | |
| | |
| | 2017 04 26 |
| | http://www.cninfo.com.cn |
| | |
| | |

| | |
|--|----------------|
| | |
| | 2017 04 24 |
| | |
| | CAC [2017]0385 |
| | |

CAC [2017]0385

12 31

2016

2016

1

2

2016 12 31

2016

2017 4 24

1

2016 12 31

| | | |
|--|------------------|----------------|
| | | |
| | | |
| | 586,864,699.65 | 309,545,617.52 |
| | | |
| | | |
| | 69,860,477.76 | |
| | | |
| | 68,897,960.98 | 38,685,522.31 |
| | 1,200,850,739.78 | 772,194,155.77 |
| | 219,652,797.60 | 110,211,430.49 |
| | | |
| | | |
| | | |

| | | |
|--|------------------|------------------|
| | | 603,514.25 |
| | | |
| | 91,855,887.69 | 79,011,339.46 |
| | | |
| | 406,557,901.05 | 413,858,417.75 |
| | | |
| | 1,337,523.48 | |
| | 105,732,516.18 | 18,746,086.33 |
| | 2,751,610,504.17 | 1,742,856,083.88 |
| | | |
| | | |
| | 12,000,000.00 | 12,000,000.00 |
| | | |
| | 1,144,740.77 | 975,951.80 |
| | 978,938.55 | |
| | 24,787,106.32 | |
| | 1,071,280,277.47 | 1,014,622,235.88 |
| | 64,006,059.16 | 92,277,244.74 |
| | | |
| | | |
| | 1,645,387.23 | 1,645,387.23 |
| | | |
| | 349,948,441.84 | 320,056,936.83 |
| | 21,854,978.89 | 15,726,924.97 |
| | 2,507,112,663.66 | 193,233,677.33 |
| | 28,989,284.80 | 16,125,358.45 |
| | 32,889,207.95 | 21,198,379.43 |
| | 6,468,073.93 | 639,735,618.62 |
| | 4,123,105,160.57 | 2,327,597,715.28 |
| | 6,874,715,664.74 | 4,070,453,799.16 |
| | | |
| | 237,000,000.00 | 545,000,000.00 |
| | | |
| | | |

| | | |
|--|------------------|------------------|
| | | |
| | | |
| | | |
| | 117,242,894.48 | 277,735,500.00 |
| | 233,079,567.78 | 245,487,107.38 |
| | 117,402,321.12 | 60,423,388.53 |
| | | |
| | | |
| | 63,619,320.25 | 50,549,210.18 |
| | 138,688,135.03 | 68,448,279.62 |
| | 276,291.67 | 1,471,970.92 |
| | 4,952,272.81 | 334,342.00 |
| | 318,131,523.25 | 575,494,325.93 |
| | | |
| | | |
| | | |
| | | |
| | | |
| | 43,016,067.58 | 44,904,486.48 |
| | | |
| | 1,273,408,393.97 | 1,869,848,611.04 |
| | | |
| | 39,048,983.80 | 59,783,095.20 |
| | | |
| | | |
| | 165,000,000.00 | 13,500,000.00 |
| | | |
| | 344,500.00 | |
| | 31,670,000.00 | 31,670,000.00 |
| | 86,936,827.10 | 65,214,709.35 |
| | 6,623,213.91 | |
| | | |

| | | |
|--|------------------|------------------|
| | 329,623,524.81 | 170,167,804.55 |
| | 1,603,031,918.78 | 2,040,016,415.59 |
| | | |
| | 519,779,330.00 | 288,000,000.00 |
| | | |
| | | |
| | 4,324,918,478.13 | 1,277,760,785.10 |
| | 58,021,727.19 | |
| | | |
| | | |
| | 84,236,790.39 | 78,595,984.44 |
| | | |
| | 375,209,472.10 | 350,586,344.23 |
| | 5,246,122,343.43 | 1,994,943,113.77 |
| | 25,561,402.53 | 35,494,269.80 |
| | 5,271,683,745.96 | 2,030,437,383.57 |
| | 6,874,715,664.74 | 4,070,453,799.16 |

2

| | | |
|--|------------------|----------------|
| | | |
| | | |
| | 171,517,541.32 | 201,546,903.37 |
| | | |
| | | |
| | 17,680,365.02 | 26,061,034.43 |
| | 523,359,514.32 | 362,501,840.54 |
| | 85,192,316.71 | 41,866,121.95 |
| | | 603,514.25 |
| | | |
| | 1,141,648,585.72 | 810,061,385.84 |

| | | |
|--|------------------|------------------|
| | 31,388,743.71 | 27,996,254.71 |
| | | |
| | 1,337,523.48 | |
| | 40,150,000.00 | |
| | 2,012,274,590.28 | 1,470,637,055.09 |
| | | |
| | 12,000,000.00 | 12,000,000.00 |
| | | |
| | | |
| | 3,578,268,144.47 | 763,459,211.62 |
| | | |
| | 250,045,237.08 | 265,654,905.74 |
| | 3,038,917.54 | 6,399,914.11 |
| | | |
| | | |
| | | |
| | 105,150,937.25 | 108,736,652.51 |
| | 9,591,538.12 | 6,244,989.58 |
| | | |
| | 13,073,467.42 | 11,068,455.81 |
| | 20,419,340.34 | 11,044,649.17 |
| | 1,934,000.00 | 636,115,495.28 |
| | 3,993,521,582.22 | 1,820,724,273.82 |
| | 6,005,796,172.50 | 3,291,361,328.91 |
| | | |
| | 215,000,000.00 | 430,000,000.00 |
| | | |
| | | |
| | 111,442,894.48 | 272,042,500.00 |
| | 28,300,290.53 | 31,358,918.92 |
| | 20,981,609.86 | 2,002,857.54 |

| | | |
|--|------------------|------------------|
| | 51,638,011.38 | 40,456,637.82 |
| | 247,291.67 | 1,191,300.92 |
| | 4,952,272.81 | 334,342.00 |
| | 554,769,082.55 | 575,958,216.09 |
| | | |
| | 6,500,000.00 | 28,237,819.81 |
| | | |
| | 1,042,731,104.59 | 1,418,602,776.73 |
| | | |
| | | 26,449,761.87 |
| | | |
| | | |
| | 10,500,000.00 | 6,000,000.00 |
| | | |
| | 344,500.00 | |
| | | |
| | 22,009,909.00 | 14,621,500.00 |
| | | |
| | | |
| | 32,854,409.00 | 47,071,261.87 |
| | 1,075,585,513.59 | 1,465,674,038.60 |
| | | |
| | 519,779,330.00 | 288,000,000.00 |
| | | |
| | | |
| | 4,324,371,198.93 | 1,277,213,505.90 |
| | 58,021,727.19 | |
| | | |
| | | |
| | 65,518,084.16 | 59,877,278.21 |
| | 78,563,773.01 | 200,596,506.20 |
| | 4,930,210,658.91 | 1,825,687,290.31 |

| | | |
|--|------------------|------------------|
| | 6,005,796,172.50 | 3,291,361,328.91 |
|--|------------------|------------------|

3

| | | |
|-----|------------------|------------------|
| | | |
| | 3,282,999,975.86 | 2,262,093,088.98 |
| | 3,282,999,975.86 | 2,262,093,088.98 |
| | | |
| | | |
| | | |
| | 3,077,129,424.05 | 2,219,271,455.35 |
| | 1,825,103,843.17 | 1,229,237,315.73 |
| | | |
| | | |
| | | |
| | | |
| | | |
| | | |
| | 34,432,772.55 | 17,958,295.30 |
| | 862,812,286.89 | 681,723,699.43 |
| | 289,085,134.00 | 222,572,000.41 |
| | 30,568,507.41 | 33,269,862.74 |
| | 35,126,880.03 | 34,510,281.74 |
| “ ” | 260,477.76 | |
| “ ” | 1,171,639.35 | |
| | | |
| “ ” | | |
| “ ” | 207,302,668.92 | 42,821,633.63 |
| | 28,365,439.24 | 28,258,639.55 |
| | 137,339.72 | 949,627.04 |
| | 2,464,212.06 | 2,322,790.57 |

| | | |
|-----|----------------|---------------|
| | 533,544.30 | 270,986.98 |
| “ ” | 233,203,896.10 | 68,757,482.61 |
| | 40,072,842.86 | 13,591,563.41 |
| “ ” | 193,131,053.24 | 55,165,919.20 |
| | 203,063,920.51 | 64,646,180.07 |
| | -9,932,867.27 | -9,480,260.87 |
| | | |
| | | |
| | | |
| 1. | | |
| 2. | | |
| | | |
| 1. | | |
| 2. | | |
| 3. | | |
| 4. | | |
| 5. | | |
| 6. | | |
| | | |
| | 193,131,053.24 | 55,165,919.20 |
| | 203,063,920.51 | 64,646,180.07 |
| | -9,932,867.27 | -9,480,260.87 |
| | | |
| | 0.5558 | 0.2245 |

| | | |
|--|--------|--------|
| | 0.5558 | 0.2245 |
|--|--------|--------|

97,529,407.50

161,687,182.27

4

| | | |
|-----|----------------|----------------|
| | | |
| | 881,393,071.49 | 761,120,629.32 |
| | 94,395,960.09 | 85,717,582.30 |
| | 17,812,819.59 | 11,803,555.58 |
| | 544,786,869.33 | 472,021,610.41 |
| | 142,256,365.79 | 103,427,198.80 |
| | 12,529,912.46 | 15,936,279.20 |
| | 9,761,869.57 | 16,413,215.39 |
| “ ” | | |
| “ ” | 322,951.19 | |
| | | |
| “ ” | 60,172,225.85 | 55,801,187.64 |
| | 5,144,232.00 | 9,534,720.15 |
| | | |
| | 1,119,996.36 | 1,763,832.28 |
| | | |
| “ ” | 64,196,461.49 | 63,572,075.51 |
| | 7,788,402.04 | 8,031,189.56 |
| “ ” | 56,408,059.45 | 55,540,885.95 |
| | | |
| | | |
| 1. | | |

| | | |
|----|---------------|---------------|
| 2. | | |
| | | |
| 1. | | |
| 2. | | |
| 3. | | |
| 4. | | |
| 5. | | |
| 6. | | |
| | 56,408,059.45 | 55,540,885.95 |
| | | |
| | | |

5

| | | |
|--|------------------|------------------|
| | | |
| | | |
| | 3,725,859,995.24 | 2,435,721,069.49 |
| | | |
| | | |
| | | |
| | | |
| | | |
| | | |

| | | |
|--|------------------|------------------|
| | | |
| | | |
| | | |
| | | |
| | 33,926,485.06 | 60,803,201.28 |
| | 3,759,786,480.30 | 2,496,524,270.77 |
| | 2,269,334,697.74 | 1,245,413,555.21 |
| | | |
| | | |
| | | |
| | | |
| | | |
| | 293,128,871.58 | 231,023,025.70 |
| | 276,488,182.64 | 187,958,766.44 |
| | 965,554,792.17 | 680,284,461.95 |
| | 3,804,506,544.13 | 2,344,679,809.30 |
| | -44,720,063.83 | 151,844,461.47 |
| | | |
| | 440,050,000.00 | |
| | 1,206,620.80 | |
| | | |
| | | |
| | 53,919,696.22 | |
| | 495,176,317.02 | |
| | 146,811,281.16 | 46,917,901.64 |
| | 440,656,000.00 | 629,180,000.00 |
| | | |
| | | |
| | 587,467,281.16 | 676,097,901.64 |

| | | |
|--|------------------|------------------|
| | -92,290,964.14 | -676,097,901.64 |
| | | |
| | 833,155,983.25 | 5,145,000.00 |
| | | |
| | 689,200,000.00 | 731,290,000.00 |
| | | |
| | 168,913,423.80 | 508,441,751.91 |
| | 1,691,269,407.05 | 1,244,876,751.91 |
| | 876,503,331.08 | 430,462,869.00 |
| | 200,423,009.43 | 88,417,891.07 |
| | | |
| | 149,132,837.03 | 229,732,797.17 |
| | 1,226,059,177.54 | 748,613,557.24 |
| | 465,210,229.51 | 496,263,194.67 |
| | | |
| | 328,199,201.54 | -27,990,245.50 |
| | 167,458,617.52 | 195,448,863.02 |
| | 495,657,819.06 | 167,458,617.52 |

6

| | | |
|--|------------------|------------------|
| | | |
| | | |
| | 1,039,150,200.59 | 804,919,871.06 |
| | | |
| | 68,292,057.34 | 217,820,290.43 |
| | 1,107,442,257.93 | 1,022,740,161.49 |
| | 187,460,600.36 | 49,274,483.07 |
| | 146,690,844.87 | 122,899,347.85 |
| | 157,316,102.25 | 118,634,458.67 |

| | | |
|--|------------------|------------------|
| | 951,590,734.97 | 445,623,223.12 |
| | 1,443,058,282.45 | 736,431,512.71 |
| | -335,616,024.52 | 286,308,648.78 |
| | | |
| | 120,000,000.00 | |
| | 344,012.64 | |
| | | |
| | | |
| | | |
| | 120,344,012.64 | |
| | 9,278,265.49 | 10,988,991.77 |
| | 167,870,000.00 | 636,960,000.00 |
| | | |
| | | |
| | 177,148,265.49 | 647,948,991.77 |
| | -56,804,252.85 | -647,948,991.77 |
| | | |
| | 833,155,983.25 | |
| | 415,000,000.00 | 566,290,000.00 |
| | | |
| | 148,044,000.00 | 508,441,751.91 |
| | 1,396,199,983.25 | 1,074,731,751.91 |
| | 665,368,382.46 | 430,462,869.00 |
| | 189,246,685.47 | 80,701,232.42 |
| | 128,156,413.23 | 224,039,797.17 |
| | 982,771,481.16 | 735,203,898.59 |
| | 413,428,502.09 | 339,527,853.32 |
| | | |
| | 21,008,224.72 | -22,112,489.67 |
| | 65,152,903.37 | 87,265,393.04 |

| | | |
|--|---------------|---------------|
| | 86,161,128.09 | 65,152,903.37 |
|--|---------------|---------------|

7


| | | |
|--|--|--|
| | | |
|--|--|--|

| | | | | | | | | | | | | | |
|---|------------------------|--|--|--|--------------------------|-------------------|--|------------------|-------------------|-------------------------|--------------------|-------------------------|--------------------------|
| | 00 | | | | 30 | | | | | | | 30 | |
| 4 | | | | | 31,992, 813.13 | | | | | | | 31,992, 813.13 | |
| | | | | | | | | 5,640,8 05.95 | | -178,44 0,792.6 4 | | -172,79 9,986.6 9 | |
| 1 | | | | | | | | 5,640,8 05.95 | | -5,640,8 05.95 | | | |
| 2 | | | | | | | | | | | | | |
| 3 | | | | | | | | | | -172,79 9,986.6 9 | | -172,79 9,986.6 9 | |
| 4 | | | | | | | | | | | | | |
| | | | | | | | | | | | | | |
| 1 | | | | | | | | | | | | | |
| 2 | | | | | | | | | | | | | |
| 3 | | | | | | | | | | | | | |
| 4 | | | | | | | | | | | | | |
| | | | | | | | | | | | | | |
| 1 | | | | | | | | | | | | | |
| 2 | | | | | | | | | | | | | |
| | -430,0 00.00 | | | | -2,501,7 67.65 | 58,021, 727.19 | | | | | | -60,953, 494.84 | |
| | 519,77 9,330. 00 | | | | 4,324,9 18,478. 13 | 58,021, 727.19 | | | 84,236, 790.39 | | 375,209 ,472.10 | 25,561, 402.53 | 5,271,6 83,745. 96 |

| | | | | | | | | | | | | |
|--|--|--|--|--|--|--|--|--|--|--|--|--|
| | | | | | | | | | | | | |
| | | | | | | | | | | | | |
| | | | | | | | | | | | | |
| | | | | | | | | | | | | |

| | | | | | | | | | | | | | |
|---|-------------|--|--|--|------------------|--|--|--|---------------|--|----------------|---------------|------------------|
| | 288,000,000 | | | | 1,277,760,785.10 | | | | 73,041,895.84 | | 320,294,252.76 | 11,009,530.67 | 1,970,106,464.37 |
| | | | | | | | | | | | | | |
| | | | | | | | | | | | | | |
| | | | | | | | | | | | | | |
| | | | | | | | | | | | | | |
| | 288,000,000 | | | | 1,277,760,785.10 | | | | 73,041,895.84 | | 320,294,252.76 | 11,009,530.67 | 1,970,106,464.37 |
| | | | | | | | | | 5,554,088.60 | | 30,292,091.47 | 24,484,739.13 | 60,330,919.20 |
| | | | | | | | | | | | 64,646,180.07 | -9,480,260.87 | 55,165,919.20 |
| | | | | | | | | | | | | 33,965,000.00 | 33,965,000.00 |
| 1 | | | | | | | | | | | | 33,965,000.00 | 33,965,000.00 |
| 2 | | | | | | | | | | | | | |
| 3 | | | | | | | | | | | | | |
| 4 | | | | | | | | | | | | | |
| | | | | | | | | | 5,554,088.60 | | -34,354,088.60 | | -28,800,000.00 |
| 1 | | | | | | | | | 5,554,088.60 | | -5,554,088.60 | | |
| 2 | | | | | | | | | | | | | |
| 3 | | | | | | | | | | | -28,800,000.00 | | -28,800,000.00 |
| 4 | | | | | | | | | | | | | |
| | | | | | | | | | | | | | |

| | | | | | | | | | | | | | |
|---|--|--|--|--|--|--|--|--|--|--|--|--|--|
| 1 | | | | | | | | | | | | | |
| 2 | | | | | | | | | | | | | |
| 3 | | | | | | | | | | | | | |
| 4 | | | | | | | | | | | | | |
| | | | | | | | | | | | | | |
| | | | | | | | | | | | | | |
| 2 | | | | | | | | | | | | | |



| | | | | | | | | | | | |
|---|--------------------|--|--|--|----------------------|-------------------|--|--|-------------------|-------------------------|----------------------|
| 1 | 85,003,4 91.00 | | | | 1,148,152 ,492.25 | | | | | | 1,233,155 ,983.25 |
| 2 | | | | | | | | | | | |
| 3 | 147,205, 839.00 | | | | 1,869,514 ,155.30 | | | | | | 2,016,719 ,994.30 |
| 4 | | | | | 31,992,81 3.13 | | | | | | 31,992,81 3.13 |
| | | | | | | | | | 5,640,805 .95 | -178,44 0,792.6 4 | -172,799, 986.69 |
| 1 | | | | | | | | | 5,640,805 .95 | -5,640,8 05.95 | |
| 2 | | | | | | | | | | -172,79 9,986.6 9 | -172,799, 986.69 |
| 3 | | | | | | | | | | | |
| | | | | | | | | | | | |
| 1 | | | | | | | | | | | |
| 2 | | | | | | | | | | | |
| 3 | | | | | | | | | | | |
| 4 | | | | | | | | | | | |
| | | | | | | | | | | | |
| 1 | | | | | | | | | | | |
| 2 | | | | | | | | | | | |
| | -430,00 0.00 | | | | -2,501,76 7.65 | 58,021,72 7.19 | | | | | -60,953,4 94.84 |
| | 519,779, 330.00 | | | | 4,324,371 ,198.93 | 58,021,72 7.19 | | | 65,518,08 4.16 | 78,563, 773.01 | 4,930,210 ,658.91 |

| | | | | | | | | | | | |
|--|--|--|--|--|--|--|--|--|--|--|--|
| | | | | | | | | | | | |
| | | | | | | | | | | | |

| | | | | | | | | | | | |
|--|--------------------|--|--|--|----------------------|--|--|--|-------------------|--------------------|----------------------|
| | | | | | | | | | | | |
| | 288,000, 000.00 | | | | 1,277,213 ,505.90 | | | | 54,323,18 9.61 | 179,409 ,708.85 | 1,798,946 ,404.36 |
| | | | | | | | | | | | |
| | | | | | | | | | | | |
| | | | | | | | | | | | |
| | 288,000, 000.00 | | | | 1,277,213 ,505.90 | | | | 54,323,18 9.61 | 179,409 ,708.85 | 1,798,946 ,404.36 |
| | “ ” | | | | | | | | 5,554,088 .60 | 21,186, 797.35 | 26,740,88 5.95 |
| | | | | | | | | | | | |

| | | | | | | | | | | | |
|---|--------------------|--|--|--|----------------------|--|--|--|-------------------|--------------------|----------------------|
| 3 | | | | | | | | | | | |
| 4 | | | | | | | | | | | |
| | | | | | | | | | | | |
| 1 | | | | | | | | | | | |
| 2 | | | | | | | | | | | |
| | | | | | | | | | | | |
| | 288,000, 000.00 | | | | 1,277,213 ,505.90 | | | | 59,877,27 8.21 | 200,596 ,506.20 | 1,825,687 ,290.31 |

“ ” “ ”

1995 11 15 2025 11 14
519,779,330.00

2016 1

“ ”

2008 9 30

100,000,000.00

2008 12 31

14042110000376

2009 3 2

5,300,000.00 2,700,000.00

108,000,000.00

2009

36,000,000

300158 2010 12 15

[2010]1833

36,000,000

36,000,000

1

38.80

144,000,000

2012 5 26

288,000,000

[2012] 1056

1000 106 894 7.40 /

8,940,000.00

296,940,000.00

2015

100% 147,205,839 13.70 147,205,839.00

444,145,839.00

[2016] 835 A 73,361,910

2015 2015

76,063,491 904,549,889.25 57,431,739

293,450,094.00 18,631,752 76,063,491.00

520,209,330.00

280,000.00 280,000 6.8180643 /

519,929,330.00

2016 11 10

150,000 6.8180643 /

99.67% 43.79% 0.22%

2017 4 24

2016 12 31

| |
|--------|
| (“ ”) |
| “ ” |
| “ ” |
| “ ” |
| “ ” |
| “ ” |
| “ ” |
| “ ” |
| “ ” |
| “ ” |
| “ ” |
| “ ” |
| “ ” |
| “ ” |
| “ ” |

| |
|-----|
| “ ” |
| “ ” |
| “ ” |
| “ ” |
| “ ” |
| “ ” |
| “ ” |
| “ ” |
| “ ” |
| “ ” |
| “ ” |
| “ ” |
| “ ” |
| “ ” |
| “ ” |
| “ ” |
| “ ” |
| “ ” |

1

- 41
“ ”

2

12

1

2

1 1 12 31

3

12

4

5

1

2

6

1

2

3

4

1

2

3

4

“ ”

1

2

“ ”

“

” “ ”

“

” “ ”

“ ”

“ ”

“ ”

7

8

9

1

2

“ ”

“ ”

10

1

A

B

C

D

E

2

1

2

3

4

5

3

1

2

1

2

4

5

11

3

| | |
|--|--|
| | |
| | |

12

1

2

3

4

13**14**

1

1
A

—

—

“ ”

: a ;b
; c ;d

“ ”

a

b

c

d

B

2

2

22 —

22

—

22 —

22 —

3

4

15

16**1****2**

| | | 20-35 | | 2.71-4.75 |
|--|--|-------|--|-----------|
| | | 10 | | 9.5 |
| | | 5 | | 19 |
| | | 5 | | 19 |

3**17**

1

2

3

18

1

2

3

3

4

19

1

2

| | | | |
|--|----|---|-------|
| | | % | % |
| | 10 | | 10.00 |

20

21

1

1

4
3

,

22

23

1 (1)

2-10

24

1

1

2

1

2

2

3

1

2

4

3

1

2

25

2

3

1

26

1

/

2

3

27

28

1

2

3

4

29

1

1

2

1

2

30 /

31

1

2

32

33

1

| 2016 22 | 2016 5 1 | |
|---------|-----------|---------------|
| “ ” | | |
| “ ” | | |
| | 2016 5 1 | |
| “ ” | | |
| | 2016 12 3 | |
| | [2016]22 | 10,068,447.96 |
| | | 10,068,447.96 |

2

34

1

| | | 6% 13% 17% |
|--|--|------------|
| | | 1% 5% 7% |
| | | 15% 25% |
| | | 3% |
| | | 2% |
| | | 5% |

| | 15% |
|--|-----|
| | 15% |
| | 15% |
| | 15% |
| | 15% |
| | 15% |

2

GR201414000038 3 2014 9 30 15%

GR201614000127 3 2016 12 1

15%

GR201514000086 3 2015 10 15

15%

GR201511000200 3 2015 7 21

15%

GR201414000116 3 2014 9 30

15%

GF201411000899 3 2014 12 12

15%

3

1

| | | |
|--|----------------|----------------|
| | | |
| | 48,998.30 | 43,411.13 |
| | 495,608,820.76 | 167,415,206.39 |
| | 91,206,880.59 | 142,087,000.00 |
| | 586,864,699.65 | 254,915,624.52 |

586,864,699.65 CNY = \$104,109,462.44 (WHÜ lbVFSy·Ü)

3

4

1

| | | |
|--|---------------|---------------|
| | | |
| | 68,897,960.98 | 38,685,522.31 |
| | 68,897,960.98 | 38,685,522.31 |

2

| | |
|--|--|
| | |
|--|--|

3

| | | |
|--|--|----------------|
| | | |
| | | 544,545,384.93 |
| | | 544,545,384.93 |

4

| | |
|--|--|
| | |
|--|--|

5

1

| | | | | | | | | |
|--|--|--|--|--|--|--|--|--|
| | | | | | | | | |
| | | | | | | | | |
| | | | | | | | | |

| | | | | | | | | | | |
|--|------------------|---------|----------------|-------|------------------|----------------|---------|---------------|-------|----------------|
| | | | | | | | | | | |
| | 1,310,314,634.56 | 100.00% | 109,463,894.78 | 8.35% | 1,200,850,739.78 | 851,791,746.27 | 100.00% | 79,597,590.50 | 9.34% | 772,194,155.77 |
| | 1,310,314,634.56 | 100.00% | 109,463,894.78 | | 1,200,850,739.78 | 851,791,746.27 | 100.00% | 79,597,590.50 | | 772,194,155.77 |

| | | | |
|-----|------------------|----------------|---------|
| | | | |
| 1 | | | |
| 1 | 1,118,455,781.74 | 55,876,627.47 | 5.00% |
| 1 2 | 137,676,750.53 | 13,767,675.02 | 10.00% |
| 2 3 | 12,994,728.23 | 3,898,418.47 | 30.00% |
| 3 4 | 7,797,300.23 | 3,898,650.13 | 50.00% |
| 4 5 | 6,837,750.73 | 5,470,200.59 | 80.00% |
| 5 | 26,552,323.10 | 26,552,323.10 | 100.00% |
| | 1,310,314,634.56 | 109,463,894.78 | |

2

29,866,304.28

| | | |
|--|--|--|
| | | |
|--|--|--|

3

| | |
|--|--|
| | |
|--|--|

| | | | | | |
|--|--|--|--|--|--|
| | | | | | |
|--|--|--|--|--|--|

4

| | | | | | |
|--|--|-----------------------|---------------------|---|--------------|
| | | | | | |
| | | 38,537,656.57 | 1,926,882.83 | 1 | 2.94 |
| | | 35,537,581.54 | 1,776,879.08 | 1 | 2.71 |
| | | 26,350,991.92 | 1,521,020.49 | 2 | 2.01 |
| | | 24,454,896.62 | 1,222,744.83 | 1 | 1.87 |
| | | 23,396,010.59 | 1,169,800.53 | 1 | 1.79 |
| | | 148,277,137.24 | 7,617,327.76 | | 11.32 |

5

6

6

1

| | | | | |
|-----|----------------|--------|----------------|--------|
| | | | | |
| 1 | 200,180,235.05 | 91.14% | 95,189,599.78 | 86.37% |
| 1 2 | 10,487,181.81 | 4.77% | 11,944,026.73 | 10.84% |
| 2 3 | 7,451,097.96 | 3.39% | 2,184,212.33 | 1.98% |
| 3 | 1,534,282.78 | 0.70% | 893,591.65 | 0.81% |
| | 219,652,797.60 | -- | 110,211,430.49 | -- |

1

2

| | | | |
|--|----------------------|-----------|--------------|
| | | | |
| | 20,726,550.40 | 2016 | 9.43 |
| | 14,933,000.00 | 2016 | 6.80 |
| | 7,560,480.00 | 2016 | 3.44 |
| | 7,179,956.69 | 2016 | 3.27 |
| | 6,800,000.00 | 2015-2016 | 3.10 |
| | 57,199,987.09 | — | 26.04 |

7

1

| | | |
|--|--|------------|
| | | |
| | | 603,514.25 |
| | | 603,514.25 |

2

| | | | | |
|--|--|--|--|--|
| | | | | |
|--|--|--|--|--|

8

1

| | | |
|-----|--|--|
| () | | |
|-----|--|--|

2

1

| | | | | |
|-----|--|--|--|--|
| () | | | | |
|-----|--|--|--|--|

9

1

| | 111,870,190.37 | 99.28% | 20,014,302.68 | 17.89% | 91,855,887.69 | 94,215,156.05 | 99.14% | 15,203,816.59 | 16.14% | 79,011,339.46 |
|--|----------------|---------|---------------|---------|---------------|---------------|---------|---------------|---------|---------------|
| | 813,440.90 | 0.72% | 813,440.90 | 100.00% | | 813,440.90 | 0.86% | 813,440.90 | 100.00% | |
| | 112,683,631.27 | 100.00% | 20,827,743.58 | | 91,855,887.69 | 95,028,596.95 | 100.00% | 16,017,257.49 | | 79,011,339.46 |

| 1 | | | |
|-----|--|----------------|---------|
| 1 | | 73,375,045.78 | 5.00% |
| 1 2 | | 17,380,533.60 | 10.00% |
| 2 3 | | 6,022,972.94 | 30.00% |
| 3 4 | | 3,369,598.46 | 50.00% |
| 4 5 | | 3,031,168.61 | 80.00% |
| 5 | | 8,690,870.98 | 100.00% |
| | | 111,870,190.37 | |
| | | 20,014,302.68 | |

| | | | | | |
|--|-------------------|-------------------|---------------|-----|--|
| | | | % | | |
| | 813,440.90 | 813,440.90 | 100.00 | 4-5 | |
| | 813,440.90 | 813,440.90 | 100.00 | | |

2

4,810,486.09

| | | |
|--|--|--|
| | | |
|--|--|--|

3

| | |
|--|--|
| | |
|--|--|

| | | | | | |
|--|--|--|--|--|--|
| | | | | | |
|--|--|--|--|--|--|

4

| | | |
|--|----------------|---------------|
| | | |
| | 100,296,151.38 | 85,118,205.06 |
| | 12,381,211.89 | 9,832,803.89 |
| | 6,268.00 | 77,588.00 |
| | 112,683,631.27 | 95,028,596.95 |

5

| | | | | | |
|--|--|--|--|--|--|
| | | | | | |
|--|--|--|--|--|--|

| | | | | | |
|--|----|---------------|-----|--------|------------|
| | | 5,000,000.00 | 1 | 4.44% | 250,000.00 |
| | | 2,500,000.00 | 1-2 | 2.22% | 250,000.00 |
| | | 2,000,000.00 | 1 | 1.77% | 100,000.00 |
| | | 1,833,350.00 | 2 | 1.63% | 171,225.00 |
| | | 1,587,117.41 | 1 | 1.41% | 79,355.87 |
| | -- | 12,920,467.41 | -- | 11.47% | 850,580.87 |

6

| | | | | |
|--|--|--|--|--|
| | | | | |
|--|--|--|--|--|

7

8

10

1

| | | | | | |
|--|----------------|---------------|----------------|----------------|----------------|
| | | | | | |
| | | | | | |
| | 103,045,828.37 | 495,581.30 | 102,550,247.07 | 116,418,985.22 | 116,418,985.22 |
| | 42,609,318.07 | | 42,609,318.07 | 31,901,905.64 | 31,901,905.64 |
| | 246,367,588.72 | 16,730,935.55 | 229,636,653.17 | 262,061,266.76 | 15,507,902.32 |
| | 28,847,183.60 | | 28,847,183.60 | 15,593,395.50 | 15,593,395.50 |
| | 2,914,499.14 | | 2,914,499.14 | 3,390,766.95 | 3,390,766.95 |
| | 423,784,417.90 | 17,226,516.85 | 406,557,901.05 | 429,366,320.07 | 15,507,902.32 |

1 —

5 —

2

| | | | | |
|--|--|--|--|--|
| | | | | |
| | | | | |

| | | |
|--|--------------|--|
| | 1,337,523.48 | |
| | 1,337,523.48 | |

13

| | | |
|--|----------------|---------------|
| | | |
| | 847,590.44 | 1,221,289.81 |
| | 14,201,648.04 | 16,974,052.75 |
| | 90,150,000.00 | |
| | 533,277.70 | 550,743.77 |
| | 105,732,516.18 | 18,746,086.33 |

14

1

| | | | | | | |
|--|---------------|--|---------------|---------------|--|---------------|
| | | | | | | |
| | 12,000,000.00 | | 12,000,000.00 | 12,000,000.00 | | 12,000,000.00 |
| | 12,000,000.00 | | 12,000,000.00 | 12,000,000.00 | | 12,000,000.00 |
| | 12,000,000.00 | | 12,000,000.00 | 12,000,000.00 | | 12,000,000.00 |

2

| | | | | |
|--|--|--|--|--|
| | | | | |
|--|--|--|--|--|

3

| | | | | | | | | | |
|--|---------------|--|--|---------------|--|--|--|--|-------|
| | | | | | | | | | |
| | 12,000,000.00 | | | 12,000,000.00 | | | | | 6.00% |

| | | | | | | | |
|--|--------------|------------|--------------|------------|--|------------|----|
| | | | | | | | |
| | 1,255,027.40 | 110,286.63 | 1,144,740.77 | 975,951.80 | | 975,951.80 | |
| | 1,255,027.40 | 110,286.63 | 1,144,740.77 | 975,951.80 | | 975,951.80 | -- |

2

3

17

| | | | | | | | | | | | |
|--|--|-----------|--|-----------|--|--|--|--|--|-----------|--|
| | | | | | | | | | | | |
| | | | | | | | | | | | |
| | | | | | | | | | | | |
| | | 1,000,000 | | -21,061.4 | | | | | | 978,938.5 | |
| | | .00 | | 5 | | | | | | 5 | |
| | | 1,000,000 | | -21,061.4 | | | | | | 978,938.5 | |
| | | .00 | | 5 | | | | | | 5 | |
| | | 1,000,000 | | -21,061.4 | | | | | | 978,938.5 | |
| | | .00 | | 5 | | | | | | 5 | |

18

1

| | | | | |
|----|---------------|--------------|--|---------------|
| | | | | |
| | | | | |
| 1. | | | | |
| 2. | 51,195,556.32 | 8,355,511.00 | | 59,551,067.32 |

| | | | | |
|-----|---------------|--------------|--|---------------|
| 1 | | | | |
| 2 \ | 51,195,556.32 | 8,355,511.00 | | 59,551,067.32 |
| 3 | | | | |
| | | | | |
| 3. | | | | |
| 1 | | | | |
| 2 | | | | |
| | | | | |
| 4. | 51,195,556.32 | 8,355,511.00 | | 59,551,067.32 |
| | | | | |
| 1. | | | | |
| 2. | 32,392,174.94 | 2,371,786.06 | | 34,763,961.00 |
| 1 | 2,303,800.26 | 167,444.40 | | 2,471,244.66 |
| 2 \ | 30,088,374.68 | 2,204,341.66 | | 32,292,716.34 |
| 3. | | | | |
| 1 | | | | |
| 2 | | | | |
| | | | | |
| 4. | 32,392,174.94 | 2,371,786.06 | | 34,763,961.00 |
| | | | | |
| 1. | | | | |
| 2. | | | | |
| 1 | | | | |
| | | | | |
| 3 | | | | |
| 1 | | | | |
| 2 | | | | |
| | | | | |
| 4. | | | | |
| | | | | |
| 1. | 18,803,381.38 | 5,983,724.94 | | 24,787,106.32 |
| 2. | | | | |

2

3



19

1



| | | | | | |
|----|----------------|----------------|---------------|---------------|------------------|
| | | | | | |
| 2 | 30,088,374.68 | | | | 30,088,374.68 |
| 4. | 156,091,319.07 | 186,962,301.19 | 26,799,957.37 | 23,848,901.06 | 393,702,478.69 |
| | | | | | |
| 1. | | 2,023,139.77 | | | 2,023,139.77 |
| 2. | | 519,108.98 | | 9,663.45 | 528,772.43 |
| 1 | | | | | |
| 2 | | 519,108.98 | | 9,663.45 | 528,772.43 |
| 3. | | | | | |
| 1 | | | | | |
| | | | | | |
| 4. | | 2,542,248.75 | | 9,663.45 | 2,551,912.20 |
| | | | | | |
| 1. | 720,962,538.65 | 313,117,032.52 | 8,915,635.55 | 28,285,070.75 | 1,071,280,277.47 |
| 2. | 692,918,394.65 | 296,156,232.10 | 8,991,289.67 | 16,556,319.46 | 1,014,622,235.88 |

2

| | | | | | |
|--|--|--|--|--|--|
| | | | | | |
|--|--|--|--|--|--|

3

| | | | | | |
|--|--|--|--|--|--|
| | | | | | |
|--|--|--|--|--|--|

4

| | | | | | |
|--|--|--|--|--|--|
| | | | | | |
|--|--|--|--|--|--|

5

| | | | | | |
|--|--|--|----------------|--|--|
| | | | | | |
| | | | 469,616,336.10 | | |

| | | | | | | |
|------------|----------|-----------|--------|--------|----------|--------|
| 015201-1 | 2009 | 1015502-2 | 2011 | 551103 | 2011 | 551102 |
| | 2009 | 00002943 | | 2009 | 00002945 | |
| 2016 | 00005511 | X | 308116 | | | 2014 |
| 2510000112 | | | 2012 | 01003 | 2012 | 01005 |
| | 140424 | 2013 | 002012 | | | |

| | |
|--|----------------|
| | |
| | 189,858,312.17 |
| | 99,314,579.50 |

20

1

| | 5,867,333.45 | | 5,867,333.45 | 2,899,454.42 | 2,899,454.42 |
|-----|---------------|--|---------------|---------------|---------------|
| | | | | 5,782,971.95 | 5,782,971.95 |
| | 39,357,943.14 | | 39,357,943.14 | 25,603,997.25 | 25,603,997.25 |
| 3.2 | 1,793,108.57 | | 1,793,108.57 | 1,793,108.57 | 1,793,108.57 |
| | 16,987,674.00 | | 16,987,674.00 | 56,197,712.55 | 56,197,712.55 |
| | 64,006,059.16 | | 64,006,059.16 | 92,277,244.74 | 92,277,244.74 |

2

| | 120,000, | 2,899,45 | 6,680,12 | 3,712,24 | | 5,867,33 | | 99% | | | | |
|--|----------|----------|----------|----------|--|----------|--|-----|--|--|--|--|

| | | | | | | | | | | | |
|-----|----------------|---------------|---------------|---------------|--------------|---------------|----|------|--|--|----|
| | 000.00 | 4.42 | 2.73 | 3.70 | | 3.45 | | | | | |
| | 405,000,000.00 | 5,782,971.95 | 637,052.84 | 6,420,024.79 | | | | 100% | | | |
| | 40,080,000.00 | 25,603,997.25 | 13,753,945.89 | | | 39,357,943.14 | | 90% | | | |
| 3.2 | 4,000,000.00 | 1,793,108.57 | | | | 1,793,108.57 | | 99% | | | |
| | | 56,197,712.55 | 39,805,043.31 | 71,621,086.58 | 7,393,995.28 | 16,987,674.00 | | | | | |
| | 569,080,000.00 | 92,277,244.74 | 60,876,164.77 | 81,753,355.07 | 7,393,995.28 | 64,006,059.16 | -- | -- | | | -- |

3

| | | | | | | | | | | | |
|--|--|--|--|--|--|--|--|--|--|--|--|
| | | | | | | | | | | | |
|--|--|--|--|--|--|--|--|--|--|--|--|

21

| | | | | | | | | | | | |
|--|--|--|--|--|--|--|--|--|--|--|--|
| | | | | | | | | | | | |
|--|--|--|--|--|--|--|--|--|--|--|--|

22

| | | | | | | | | | | | |
|--|--|--|--|--|--|--|--|--|--|--|--|
| | | | | | | | | | | | |
|--|--|--|--|--|--|--|--|--|--|--|--|

23

1

| | | | | | | | | | | | |
|--|--|--|--|--|--|--|--|--|--|--|--|
| | | | | | | | | | | | |
|--|--|--|--|--|--|--|--|--|--|--|--|

| | | | | | |
|-----|--------------|--|--|--|--------------|
| | | | | | |
| 1. | 1,645,387.23 | | | | 1,645,387.23 |
| 2. | | | | | |
| (1) | | | | | |
| (2) | | | | | |
| | | | | | |
| 3. | | | | | |
| (1) | | | | | |
| (2) | | | | | |
| | | | | | |
| 4. | 1,645,387.23 | | | | 1,645,387.23 |
| | | | | | |
| 1. | | | | | |
| 2. | | | | | |
| (1) | | | | | |
| | | | | | |
| 3. | | | | | |
| (1) | | | | | |
| (2) | | | | | |
| | | | | | |
| 4. | | | | | |
| | | | | | |
| 1. | | | | | |
| 2. | | | | | |
| (1) | | | | | |
| | | | | | |
| 3. | | | | | |
| (1) | | | | | |
| (2) | | | | | |
| | | | | | |

| | | | | | |
|----|--------------|--|--|--|--------------|
| 2. | 1,645,387.23 | | | | 1,645,387.23 |
|----|--------------|--|--|--|--------------|

2

24

25

1

5 —

| | | | | | | |
|----|----------------|---------------|---------------|--------------|---------------|----------------|
| | | | | | | |
| 1. | 293,018,881.96 | 5,317,414.00 | 45,720,000.00 | 2,821,043.26 | 19,018,662.22 | 365,896,001.44 |
| 2. | 3,429,766.13 | 26,110,000.00 | 12,600,000.00 | 2,193,024.24 | 17,900,000.00 | 62,232,790.37 |
| 1 | 3,429,766.13 | | | 446,160.98 | | 3,875,927.11 |
| 2 | | | | | | |
| 3 | | 26,110,000.00 | 12,600,000.00 | 106,094.04 | 17,900,000.00 | 56,716,094.04 |
| 4 | | | | 1,640,769.22 | | 1,640,769.22 |
| 3. | 8,355,511.00 | | | | | 8,355,511.00 |
| 1 | | | | | | |
| 2 | 8,355,511.00 | | | | | 8,355,511.00 |
| 4. | 288,093,137.09 | 31,427,414.00 | 58,320,000.00 | 5,014,067.50 | 36,918,662.22 | 419,773,280.81 |
| 1. | 29,658,835.26 | 3,523,010.93 | 6,934,586.21 | 1,684,221.64 | 4,038,410.57 | 45,839,064.61 |
| 2. | 6,368,166.80 | 10,590,668.12 | 5,722,926.32 | 679,340.64 | 2,829,014.14 | 26,190,116.02 |

| | | | | | | |
|----|----------------|---------------|---------------|--------------|---------------|----------------|
| 1 | 6,368,166.80 | 329,724.72 | 4,534,247.08 | 624,952.72 | 1,823,396.16 | 13,680,487.48 |
| 2 | | 10,260,943.40 | 1,188,679.24 | 54,387.92 | 1,005,617.98 | 12,509,628.54 |
| 3. | 2,204,341.66 | | | | | 2,204,341.66 |
| 1 | | | | | | |
| 2 | 2,204,341.66 | | | | | 2,204,341.66 |
| 4. | 33,822,660.40 | 14,113,679.05 | 12,657,512.53 | 2,363,562.28 | 6,867,424.71 | 69,824,838.97 |
| | | | | | | |
| 1. | | | | | | |
| 2. | | | | | | |
| 1 | | | | | | |
| | | | | | | |
| 3. | | | | | | |
| 1 | | | | | | |
| | | | | | | |
| 4. | | | | | | |
| | | | | | | |
| 1. | 254,270,476.69 | 17,313,734.95 | 45,662,487.47 | 2,650,505.22 | 30,051,237.51 | 349,948,441.84 |
| 2. | 263,360,046.70 | 1,794,403.07 | 38,785,413.79 | 1,136,821.62 | 14,980,251.65 | 320,056,936.83 |

2

| | | |
|--|--|--|
| | | |
|--|--|--|

1

2012 00115

2

50

10

| | | | | | | | |
|--------|----------|----------|------------|----------|-----------|--------|--------|
| | 2009 | 015201-1 | | 2009 | 1015502-2 | | 2011 |
| 551103 | 2011 | 551102 | | 2009 | 00002943 | | |
| 2009 | 00002945 | | 2016 | 00005511 | X | | 308116 |
| | | 2014 | 2510000112 | | | | 2012 |
| 01003 | 2012 | 01005 | | 140424 | 2013 | 002012 | |

26

| | 600,000.00 | 730.00 | | | | | 600,730.00 |
|--|--------------|------------|--------------|--|--|--|--------------|
| | 800,000.00 | | | | | | 800,000.00 |
| | 3,250,000.00 | | | | | | 3,250,000.00 |
| | 661,487.67 | | | | | | 661,487.67 |
| | 1,000,000.00 | | | | | | 1,000,000.00 |
| | 3,770,447.72 | | 2,781,505.38 | | | | 6,551,953.10 |
| | 1,204,989.58 | 228,191.58 | 160,377.36 | | | | 1,593,558.52 |
| | 4,440,000.00 | 457,134.29 | | | | | 4,897,134.29 |
| | | | 732,037.01 | | | | 732,037.01 |
| | | 314,778.22 | 1,080,000.00 | | | | 1,394,778.22 |
| | | | 75,174.32 | | | | 75,174.32 |
| | | | 6,367.00 | | | | 6,367.00 |
| | | | 2,570.00 | | | | 2,570.00 |
| | | | 470.09 | | | | 470.09 |

| | | | | | | | |
|--|---------------|--------------|--------------|--|--|--|---------------|
| | | 264,097.92 | 24,620.75 | | | | 288,718.67 |
| | 15,726,924.97 | 1,264,932.01 | 4,863,121.91 | | | | 21,854,978.89 |

| | | | | | | | |
|--|--------------|--------------|--|--|--------------|---------|----|
| | | | | | | | |
| | 600,000.00 | 730.00 | | | 600,730.00 | 2009.12 | 1 |
| | 800,000.00 | | | | 800,000.00 | 2011.01 | 2 |
| | 3,250,000.00 | | | | 3,250,000.00 | 2012.01 | 3 |
| | 661,487.67 | | | | 661,487.67 | 2009.12 | 4 |
| | 1,000,000.00 | | | | 1,000,000.00 | 2009.12 | 5 |
| | 3,770,447.72 | 2,781,505.38 | | | 6,551,953.10 | 2014.08 | 6 |
| | 1,204,989.58 | 388,568.94 | | | 1,593,558.52 | 2014.05 | 7 |
| | 4,440,000.00 | 457,134.29 | | | 4,897,134.29 | 2015.05 | 8 |
| | | 732,037.01 | | | 732,037.01 | 2015.12 | 9 |
| | | 1,394,778.22 | | | 1,394,778.22 | 2015.9 | 10 |
| | | 75,174.32 | | | 75,174.32 | 2016.6 | 11 |
| | | 6,367.00 | | | 6,367.00 | 2016.8 | 12 |
| | | 2,570.00 | | | 2,570.00 | 2016.8 | 13 |
| | | 470.09 | | | 470.09 | 2016.8 | 14 |

| | | | | | | | | |
|--|----------------------|---------------------|--|--|----------------------|---------|--|----|
| | | 288,718.67 | | | 288,718.67 | 2015.10 | | 15 |
| | 15,726,924.97 | 6,128,053.92 | | | 21,854,978.89 | | | |

1

2

3

4

5

6

7

8

9

10

11

12

13

14

15

27

1

| | | | | | | |
|--|----------------|--|--|--|--|----------------|
| | | | | | | |
| | 54,981,520.12 | | | | | 54,981,520.12 |
| | 7,386,278.14 | | | | | 7,386,278.14 |
| | 165,255.79 | | | | | 165,255.79 |
| | 130,700,623.28 | | | | | 130,700,623.28 |

| | | | | | | |
|--|----------------|------------------|--|--|--|------------------|
| | | 11,338,525.94 | | | | 11,338,525.94 |
| | | 2,302,540,460.39 | | | | 2,302,540,460.39 |
| | 193,717,119.58 | 2,313,878,986.33 | | | | 2,507,112,663.66 |

2

| | | | | | | |
|--|------------|--|--|--|--|------------|
| | | | | | | |
| | 483,442.25 | | | | | 483,442.25 |
| | 483,442.25 | | | | | 483,442.25 |

28

| | | | | | |
|--|---------------|---------------|---------------|--------------|---------------|
| | | | | | |
| | 888,264.44 | 1,258,041.71 | 754,461.14 | | 1,391,845.01 |
| | 7,951,193.17 | 16,233,272.99 | 5,486,013.01 | 505,989.92 | 18,192,463.23 |
| | 4,917,943.29 | 1,280,265.79 | 3,540,427.42 | 1,255,190.16 | 1,402,591.50 |
| | 2,367,957.55 | 261,600.00 | 400,374.71 | | 2,229,182.84 |
| | | 6,278,000.00 | 1,395,111.12 | | 4,882,888.88 |
| | | 2,697,145.58 | 1,806,832.24 | | 890,313.34 |
| | 16,125,358.45 | 28,008,326.07 | 13,383,219.64 | 1,761,180.08 | 28,989,284.80 |

29

/

1

| | 102,040,151.44 | 15,457,661.74 | 73,598,368.61 | 11,337,772.06 |
|--|----------------|---------------|----------------|---------------|
| | 2,866,573.91 | 536,160.34 | 3,403,421.36 | 850,855.34 |
| | 67,288,243.28 | 10,093,236.49 | 59,231,005.13 | 9,009,752.03 |
| | 45,347,662.50 | 6,802,149.38 | | |
| | 217,542,631.13 | 32,889,207.95 | 136,232,795.10 | 21,198,379.43 |

2

| | 44,154,759.38 | 6,623,213.91 | | |
|--|---------------|--------------|--|--|
| | 44,154,759.38 | 6,623,213.91 | | |

3

| | | 32,889,207.95 | | 21,198,379.43 |
|--|--|---------------|--|---------------|
| | | 6,623,213.91 | | |

4

| | | 275,980,189.08 | 230,533,162.79 |
|--|--|----------------|----------------|
| | | 48,623,644.85 | 38,411,685.83 |
| | | 324,603,833.93 | 268,944,848.62 |

5

| | | | |
|------|----------------|----------------|----|
| | | | |
| 2016 | | 9,673,909.97 | |
| 2017 | 45,210,046.14 | 45,210,046.14 | |
| 2018 | 78,805,377.97 | 78,805,377.97 | |
| 2019 | 38,491,619.34 | 38,491,619.34 | |
| 2020 | 58,352,209.37 | 58,352,209.37 | |
| 2021 | 55,120,936.26 | | |
| | 275,980,189.08 | 230,533,162.79 | -- |

30

| | | |
|--|--------------|----------------|
| | | |
| | 6,468,073.93 | 10,555,618.62 |
| | | 629,180,000.00 |
| | 6,468,073.93 | 639,735,618.62 |

31

1

| | | |
|--|----------------|----------------|
| | | |
| | 50,000,000.00 | 100,000,000.00 |
| | 187,000,000.00 | 445,000,000.00 |
| | 237,000,000.00 | 545,000,000.00 |

1
308116

5000

X

2

13500

3

3000

4

200

5

2000

2

| | | | | |
|--|--|--|--|--|
| | | | | |
|--|--|--|--|--|

32

| | | |
|--|--|--|
| | | |
|--|--|--|

33

34

| | | |
|--|----------------|----------------|
| | | |
| | 117,242,894.48 | 277,735,500.00 |
| | 117,242,894.48 | 277,735,500.00 |

117,242,894.48

35

1

| | | |
|--|----------------|----------------|
| | | |
| | 22,246,443.42 | 51,164,169.15 |
| | 12,068,300.59 | 31,531,860.90 |
| | | 54,055.00 |
| | 195,614,893.73 | 159,983,637.52 |
| | 3,149,930.04 | 2,753,384.81 |
| | 233,079,567.78 | 245,487,107.38 |

2 1

| | | |
|--|--------------|----|
| | | |
| | 4,260,000.00 | |
| | 1,530,000.00 | |
| | 5,790,000.00 | -- |

36

1

| | | |
|--|----------------|---------------|
| | | |
| | 117,402,321.12 | 60,423,388.53 |
| | 117,402,321.12 | 60,423,388.53 |

2 1

| | | |
|--|--|--|
| | | |
|--|--|--|

3

| | |
|--|--|
| | |
|--|--|

37

1

| | | | | |
|--|---------------|----------------|----------------|---------------|
| | | | | |
| | 41,137,954.74 | 285,172,558.85 | 271,508,212.53 | 54,802,301.06 |
| | 9,411,255.44 | 21,026,422.80 | 21,620,659.05 | 8,817,019.19 |
| | 50,549,210.18 | 306,198,981.65 | 293,128,871.58 | 63,619,320.25 |

2

| | | | | |
|---|---------------|----------------|----------------|---------------|
| | | | | |
| 1 | 31,452,782.59 | 253,410,564.15 | 238,940,588.29 | 45,922,758.45 |
| 2 | | 15,162,614.48 | 15,162,614.48 | |
| 3 | 1,087,771.32 | 7,611,431.16 | 8,077,517.22 | 621,685.26 |
| | 920,207.07 | 6,220,510.03 | 6,637,847.51 | 502,869.59 |
| | 103,806.32 | 950,562.47 | 990,373.71 | 63,995.08 |
| | 63,757.93 | 440,358.66 | 449,296.00 | 54,820.59 |
| 4 | 567,009.24 | 5,820,310.33 | 5,854,661.38 | 532,658.19 |
| 5 | 8,030,391.59 | 3,167,638.73 | 3,472,831.16 | 7,725,199.16 |
| | 41,137,954.74 | 285,172,558.85 | 271,508,212.53 | 54,802,301.06 |

3

| | | | | |
|---|--------------|---------------|---------------|--------------|
| | | | | |
| 1 | 9,006,735.74 | 19,835,043.72 | 20,474,572.82 | 8,367,206.64 |
| 2 | 404,519.70 | 1,191,379.08 | 1,146,086.23 | 449,812.55 |
| | 9,411,255.44 | 21,026,422.80 | 21,620,659.05 | 8,817,019.19 |

38

| | | |
|--|---------------|---------------|
| | | |
| | 95,491,902.54 | 49,419,568.02 |
| | 33,508,085.21 | 12,392,382.78 |
| | 1,785,992.69 | 1,492,019.56 |
| | 3,574,044.65 | 1,772,539.00 |
| | 13,798.28 | 28,698.18 |
| | 439,949.96 | 755,202.35 |
| | 69,634.03 | 5,967.10 |
| | 1,945,268.64 | 1,030,536.73 |

| |
|---------------|
| 672,157.51 |
| 74,257.24 |
| 10,042.36 |
| 794,908.79 |
| 68,448,279.62 |

| |
|--------------|
| |
| 1,471,970.92 |
| 1,471,970.92 |

| |
|--|
| |
|--|

| |
|------------|
| |
| 334,342.00 |
| 334,342.00 |

| |
|--|
| |
|--|

| | | |
|--|----------------|----------------|
| | 318,131,523.25 | 575,494,325.93 |
|--|----------------|----------------|

2 1

| | | |
|--|--|--|
| | | |
|--|--|--|

42

| | | |
|--|--|--|
| | | |
|--|--|--|

43

| | | |
|--|---------------|---------------|
| | | |
| | 36,516,067.58 | 33,904,486.48 |
| | 6,500,000.00 | 11,000,000.00 |
| | 43,016,067.58 | 44,904,486.48 |

| | | |
|--|----------------------|----------------------|
| | | |
| | 36,516,067.58 | 33,904,486.48 |
| | 36,516,067.58 | 33,904,486.48 |

| | | |
|--|---------------------|----------------------|
| | | |
| | 6,500,000.00 | 11,000,000.00 |
| | 6,500,000.00 | 11,000,000.00 |

1

2009-2011

[2014]479

2010 6 30 2017 6 29

2016 12 31

650

| | | | % | |
|--|------------|------------|------|----------------------|
| | 2016 2 2 | 2019 1 2 | | 19,872,473.34 |
| | 2015 12 25 | 2018 12 24 | 6.50 | 16,643,594.24 |
| | 2010 6 30 | 2017 6 29 | | 6,500,000.00 |
| | | | | 43,016,067.58 |

44

| | | |
|--|--|--|
| | | |
|--|--|--|

| | | | | | | | | | | | |
|--|--|--|--|--|--|--|--|--|--|--|--|
| | | | | | | | | | | | |
|--|--|--|--|--|--|--|--|--|--|--|--|

45

1

| | | |
|--|---------------|---------------|
| | | |
| | 39,048,983.80 | 59,783,095.20 |
| | 39,048,983.80 | 59,783,095.20 |

| | | | | % | |
|--|------------|------------|--|------|----------------------|
| | 2016 2 2 | 2019 1 2 | | | 21,296,899.39 |
| | 2015 12 25 | 2018 12 24 | | 6.50 | 17,752,084.41 |
| | | | | | 39,048,983.80 |

46

1

| | | |
|--|--|--|
| | | |
|--|--|--|

2

3

4

| | | | | | | | | | |
|--|--|--|--|--|--|--|--|--|--|
| | | | | | | | | | |
| | | | | | | | | | |

47

1

| | | |
|--|----------------|---------------|
| | | |
| | 24,500,000.00 | 24,500,000.00 |
| | 147,000,000.00 | |
| | 6,500,000.00 | 11,000,000.00 |
| | 165,000,000.00 | 13,500,000.00 |

1 <

> [2012]59 2014 5 6 2021 5 5 2016 12 31

150

2 2009-2011

[2014]479 2011 12 22 2028 12 21

2016 12 31 100
 3 2012 6 26
 2012 6 26 2019 6 25 2016 12
 31 350
 4 2013 8 13
 2013 8 13 2020 8 12 2016 12
 31 100
 5 2009-2011
 [2014]479
 2011 12 29 2028 12 28
 2016 12 31 200
 6 2009-2011
 [2014]479
 2011 12 22 2028 12 21
 2016 12 31 150
 7 50
 10 2016 12 31
 14700
 8 2014 2009-K0410
 C109 100 “ 56 4000
 2012 8 14 2019 8 13 2016 12 31 100
 9 [2012]16 [2013]11
 2012 6
 29 2020 8 18 2016 12 31 500
 10 2014 79
 150 2016 12 31
 150

48

1



2



| | | |
|--|--|--|
| | | |
|--|--|--|

| | | |
|--|--|--|
| | | |
|--|--|--|

49

| | | | | | |
|--|--|--------------|--------------|------------|----|
| | | | | | |
| | | 6,567,700.00 | 6,223,200.00 | 344,500.00 | |
| | | 6,567,700.00 | 6,223,200.00 | 344,500.00 | -- |

“ ”

[2014]138

| | | | | |
|----------|----------------|--------------------|------------|--|
| | 2014ZX09201022 | 2014 1 | 2016 12 | |
| 2,820.68 | 2,236.50 | 584.18 | | |
| | | 2014ZX09201022-001 | 43.08 | |
| - | 43.08 | 541.10 | | |
| | | 725,900.00 | 381,400.00 | |

50

| | | | |
|--|---------------|---------------|----|
| | | | |
| | 31,670,000.00 | 31,670,000.00 | |
| | 31,670,000.00 | 31,670,000.00 | -- |

2013 12 27 2013 97

2

51

| | | | | | |
|--|---------------|---------------|---------------|---------------|----|
| | | | | | |
| | 65,214,709.35 | 36,350,471.00 | 14,628,353.25 | 86,936,827.10 | |
| | 65,214,709.35 | 36,350,471.00 | 14,628,353.25 | 86,936,827.10 | -- |

| | | | | | | |
|-------|--------------|------------|------------|--|--------------|---|
| | | | | | | / |
| 07 08 | 232,333.33 | | 164,000.00 | | 68,333.33 | |
| 2008 | 300,000.00 | | 100,000.00 | | 200,000.00 | |
| 100 | 3,479,000.00 | | 490,000.00 | | 2,989,000.00 | |
| 09 | 810,000.00 | | 180,000.00 | | 630,000.00 | |
| | 4,721,500.00 | | 665,000.00 | | 4,056,500.00 | |
| 2010 | 4,000,000.00 | | 500,000.00 | | 3,500,000.00 | |
| - | 171,666.67 | | 20,000.00 | | 151,666.67 | |
| - | 352,500.00 | 250,000.00 | 602,500.00 | | | |
| - | 480,000.00 | | 480,000.00 | | | |
| 2015 | 62,500.00 | | 62,500.00 | | | |

| | | | | | | |
|------|--------------|--------------|------------|--|--------------|--|
| — | | | | | | |
| | 12,000.00 | | 2,000.00 | | 10,000.00 | |
| | | 1,803,300.00 | 901,650.00 | | 901,650.00 | |
| 2016 | | 50,000.00 | 50,000.00 | | | |
| | | 100,000.00 | 100,000.00 | | | |
| 10 | | 7,000,000.00 | | | 7,000,000.00 | |
| | | 1,000,000.00 | 333,333.34 | | 666,666.66 | |
| | | 150,000.00 | 75,000.00 | | 75,000.00 | |
| | | 250,000.00 | 50,168.92 | | 199,831.08 | |
| | | 200,000.00 | 5,405.41 | | 194,594.59 | |
| | | 700,000.00 | | | 700,000.00 | |
| | | 29,341.00 | 29,341.00 | | | |
| | | 1,000,000.00 | 333,333.33 | | 666,666.67 | |
| | 1,500,000.00 | | | | 1,500,000.00 | |

| | | | | | | |
|----------------|--------------|--------------|--------------|--|--------------|--|
| | | | | | | |
| -5000 | 992,386.08 | | 130,598.28 | | 861,787.80 | |
| | 52,136.77 | | 52,136.77 | | | |
| | 400,000.00 | | | | 400,000.00 | |
| - | 400,000.00 | | | | 400,000.00 | |
| | 300,000.00 | | 51,282.05 | | 248,717.95 | |
| | 2,770,000.00 | 4,230,000.00 | | | 7,000,000.00 | |
| | | 80,000.00 | | | 80,000.00 | |
| 2016 | | 100,000.00 | 100,000.00 | | | |
| 2013 2200 | 767,322.91 | | 69,767.27 | | 697,555.64 | |
| 2.5 | 252,453.30 | | 43,303.67 | | 209,149.63 | |
| - [2014]129 | 231,236.37 | 40,000.00 | 23,477.15 | | 247,759.22 | |
| | | 1,000,000.00 | 1,000,000.00 | | | |
| 2013 | | 8,530.00 | 8,530.00 | | | |
| 10 | | 7,674,300.00 | 72,267.53 | | 7,602,032.47 | |
| 2013 | 886,850.77 | | 317,216.88 | | 569,633.89 | |

| | | | | | | |
|--------|---------------|--------------|--------------|--|---------------|--|
| | | | | | | |
| | | 5,600,000.00 | | | 5,600,000.00 | |
| | 20,000.00 | | | | 20,000.00 | |
| - | 2,376,853.50 | | 1,005,000.00 | | 1,371,853.50 | |
| | | 285,000.00 | 285,000.00 | | | |
| | | 50,000.00 | 50,000.00 | | | |
| | | 25,000.00 | | | 25,000.00 | |
| | 616,666.79 | | 199,999.97 | | 416,666.82 | |
| | 1,000,000.04 | | 199,999.98 | | 800,000.06 | |
| ---GPM | 10,094,851.96 | | 626,361.03 | | 9,468,490.93 | |
| | 928,366.76 | | 57,306.59 | | 871,060.17 | |
| | 937,917.86 | | 57,306.59 | | 880,611.27 | |
| | 231,029.94 | | 45,000.00 | | 186,029.94 | |
| | 400,000.00 | | | | 400,000.00 | |
| | | 1,000,000.00 | 1,000,000.00 | | | |
| | 2,244,469.56 | | 500,000.00 | | 1,744,469.56 | |
| - | 1,701,000.00 | | 189,000.00 | | 1,512,000.00 | |
| | 13,017,666.74 | | 1,593,999.96 | | 11,423,666.78 | |

| | | | | | | |
|------|---------------|---------------|---------------|--|---------------|----|
| | | | | | | |
| | 432,000.00 | | 48,000.00 | | 384,000.00 | |
| | 2,940,000.00 | | 360,000.00 | | 2,580,000.00 | |
| | 2,400,000.00 | | 300,000.00 | | 2,100,000.00 | |
| | 100,000.00 | | | | 100,000.00 | |
| 2015 | 600,000.00 | 1,300,000.00 | 684,400.53 | | 1,215,599.47 | |
| 2013 | 2,000,000.00 | | 100,000.00 | | 1,900,000.00 | |
| - | | 300,000.00 | 210,000.00 | | 90,000.00 | |
| D3 | | 2,125,000.00 | 104,167.00 | | 2,020,833.00 | |
| | 65,214,709.35 | 36,350,471.00 | 14,628,353.25 | | 86,936,827.10 | -- |

52

| | | | | | | |
|--|--|--|--|--|--|--|
| | | | | | | |
|--|--|--|--|--|--|--|

53

| | | | | | | | |
|--|----------------|-----|--|--|----------------|----------------|----------------|
| | | + — | | | | | |
| | | | | | | | |
| | 288,000,000.00 | | | | 231,779,330.00 | 231,779,330.00 | 519,779,330.00 |

| | | | | | |
|-------------|----------------|----------------|----------------|-------------|------------------|
| 1 | | | | | |
| | 1000 | | 106 | 894 | |
| 7.40 / | | | 8,940,000.00 | - | 57,216,000.00 |
| | 66,156,000.00 | 2 | | 147,205,839 | |
| | 147,205,839.00 | | | 100% | |
| | | | 147,205,839.00 | - | 1,869,514,155.30 |
| 3 | | | | | |
| | | [2016] 835 | | A | 73,361,910 |
| | 2015 | | 2015 | | |
| 76,063,491 | | | 904,549,889.25 | 57,431,739 | |
| | | 293,450,094.00 | 18,631,752 | | |
| | | 31,000,000.00 | | | |
| 4 | 2016 | 8 25 | | | |
| | | | | | 280,000 |
| 6.8180643 / | 2016 | 11 10 | | | |
| | | | 150,000 | 6.8180643 / | |
| 430,000 | | | | | |

54

1

2

| | | | | | | | |
|--|--|--|--|--|--|--|--|
| | | | | | | | |
| | | | | | | | |

55

| | | | | |
|--|------------------|------------------|---------------|------------------|
| | | | | |
| | 1,277,673,348.03 | 3,048,666,647.55 | 33,501,767.65 | 4,292,838,227.93 |
| | 87,437.07 | 31,992,813.13 | | 32,080,250.20 |

| | | | | |
|--|------------------|------------------|---------------|------------------|
| | 1,277,760,785.10 | 3,080,659,460.68 | 33,501,767.65 | 4,324,918,478.13 |
|--|------------------|------------------|---------------|------------------|

1 - 78,572,222.00 -
“ ”

2
29,636,075.00 2,356,738.13

56

| | | | | |
|--|--|---------------|--------------|---------------|
| | | | | |
| | | 66,156,000.00 | 8,134,272.81 | 58,021,727.19 |
| | | 66,156,000.00 | 8,134,272.81 | 58,021,727.19 |

1
7.40 / 894 66,156,000.00

2
430,000 1.56%
12.73%

57

| | | | | | | | |
|--|--|--|--|--|--|--|--|
| | | | | | | | |
| | | | | | | | |

58

| | | | | |
|--|--|--|--|--|
| | | | | |
|--|--|--|--|--|

59

| | | | | |
|--|---------------|--------------|--|---------------|
| | | | | |
| | 73,803,375.97 | 5,640,805.95 | | 79,444,181.92 |
| | 4,792,608.47 | | | 4,792,608.47 |
| | 78,595,984.44 | 5,640,805.95 | | 84,236,790.39 |

50%

10%

60

| | | |
|--|----------------|----------------|
| | | |
| | 350,586,344.23 | 320,294,252.76 |
| | 350,586,344.23 | 320,294,252.76 |
| | 203,063,920.51 | 64,646,180.07 |
| | 5,640,805.95 | 5,554,088.60 |
| | 172,799,986.69 | 28,800,000.00 |
| | 375,209,472.10 | 350,586,344.23 |

1)

2)

3)

4)

5)

61

| | | | | |
|--|------------------|------------------|------------------|------------------|
| | | | | |
| | 3,271,797,670.59 | 1,799,396,848.58 | 2,247,477,784.09 | 1,213,480,259.08 |
| | 11,202,305.27 | 25,706,994.59 | 14,615,304.89 | 15,757,056.65 |
| | 3,282,999,975.86 | 1,825,103,843.17 | 2,262,093,088.98 | 1,229,237,315.73 |

62

| | | |
|--|---------------|---------------|
| | | |
| | 12,712,006.42 | 9,233,894.81 |
| | 11,671,037.85 | 8,370,092.23 |
| | 5,416,394.37 | |
| | 2,957,731.87 | |
| | 4,581.20 | |
| | 766,560.90 | |
| | 900,864.15 | |
| | 1,145.79 | 189,984.77 |
| | 2,450.00 | 164,323.49 |
| | 34,432,772.55 | 17,958,295.30 |

63

| | | |
|--|----------------|----------------|
| | | |
| | 95,845,523.12 | 98,103,212.80 |
| | 40,534,183.37 | 37,426,482.38 |
| | 42,176,379.63 | 46,949,985.02 |
| | 42,110,304.35 | 34,377,133.26 |
| | 635,157,795.11 | 462,431,009.65 |
| | 6,988,101.31 | 2,435,876.32 |
| | 862,812,286.89 | 681,723,699.43 |

64

| | | |
|--|---------------|---------------|
| | | |
| | 61,797,192.03 | 54,468,243.04 |

| | | |
|--|----------------|----------------|
| | 47,400,868.40 | 37,349,619.61 |
| | 3,696,113.24 | 10,129,666.96 |
| | 81,252,591.90 | 55,013,233.05 |
| | 18,870,846.27 | 12,536,864.23 |
| | 12,846,408.01 | 12,372,573.41 |
| | 17,735,225.05 | 17,338,380.77 |
| | 3,511,508.14 | 8,768,337.39 |
| | 29,636,075.00 | |
| | 12,338,305.96 | 14,595,081.95 |
| | 289,085,134.00 | 222,572,000.41 |

65

| | | |
|--|---------------|---------------|
| | | |
| | 31,636,256.08 | 31,417,876.67 |
| | 2,610,892.76 | 6,792,743.02 |
| | | |
| | -0.02 | |
| | | |
| | -346,427.57 | 675,054.12 |
| | 1,889,571.68 | 2,729,751.64 |
| | | 5,239,923.33 |
| | 30,568,507.41 | 33,269,862.74 |

66

| | | |
|--|---------------|---------------|
| | | |
| | 33,432,887.15 | 25,818,784.16 |
| | 1,693,992.88 | 8,208,055.33 |
| | | 483,442.25 |
| | 35,126,880.03 | 34,510,281.74 |

67

| | | |
|--|------------|--|
| | | |
| | 260,477.76 | |
| | 260,477.76 | |
| | 260,477.76 | |

68

| | | |
|--|--------------|--|
| | | |
| | -21,061.45 | |
| | 44,467.36 | |
| | 1,148,233.44 | |
| | 1,171,639.35 | |

69

| | | | |
|--|------------|------------|--|
| | | | |
| | 137,339.72 | 949,627.04 | |

| 07 08 | | | | | | 164,000.00 | 164,000.00 | |
|-------|--|--|--|--|--|------------|------------|--|
| 2008 | | | | | | 100,000.00 | 100,000.00 | |

| | | | | | | | | |
|------|--|--|--|--|--|------------|--------------|--|
| | | | | | | | | |
| - | | | | | | 20,000.00 | 20,000.00 | |
| | | | | | | | 275,000.00 | |
| 2010 | | | | | | | | |
| - | | | | | | 500,000.00 | 500,000.00 | |
| 2013 | | | | | | | | |
| | | | | | | | 1,000,000.00 | |
| 2015 | | | | | | | | |
| — | | | | | | 62,500.00 | 87,500.00 | |
| | | | | | | | | |
| | | | | | | 2,000.00 | 8,000.00 | |
| | | | | | | | | |
| | | | | | | | 1,000,000.00 | |
| | | | | | | | | |
| | | | | | | | 600,000.00 | |

| | | | | | | | | |
|------|--|--|--|--|--|--|--------------|--|
| | | | | | | | | |
| “ | | | | | | | 1,000,000.00 | |
| ” | | | | | | | 100,000.00 | |
| “ | | | | | | | 300,000.00 | |
| ” | | | | | | | 901,650.00 | |
| 2016 | | | | | | | 50,000.00 | |
| | | | | | | | 100,000.00 | |
| | | | | | | | 333,333.34 | |
| | | | | | | | 75,000.00 | |

| | | | | | | | | |
|----|--|--|--|--|--|------------|------------|--|
| | | | | | | 50,168.92 | | |
| | | | | | | 5,405.41 | | |
| | | | | | | 29,341.00 | | |
| | | | | | | 333,333.33 | | |
| | | | | | | 6,200.00 | | |
| | | | | | | | 401,700.00 | |
| 15 | | | | | | | 50,000.00 | |
| | | | | | | | 15,000.00 | |

| | | | | | | | | |
|-------|--|--|--|--|--|------------|------------|--|
| | | | | | | | | |
| | | | | | | | 3,200.00 | |
| | | | | | | | 2,210.00 | |
| | | | | | | | 1,825.00 | |
| -5000 | | | | | | 130,598.28 | 113,133.89 | |
| | | | | | | 52,136.77 | 52,136.75 | |
| | | | | | | 51,282.05 | | |
| 2016 | | | | | | 100,000.00 | | |

| | | | | | | | | |
|------|--|--|--|--|--|------------|------------|--|
| | | | | | | | | |
| | | | | | | | 650,123.00 | |
| 2015 | | | | | | 160,000.00 | | |
| | | | | | | 250,000.00 | | |
| | | | | | | 210,000.00 | | |
| | | | | | | | 2,500.00 | |
| | | | | | | | 20,500.00 | |

| | | | | | | | | |
|--------------|--|--|--|--|--|-----------|------------|---|
| | | | | | | | 150,000.00 | |
| | | | | | | | 227,546.70 | |
| “ | | | | | | | 330,000.00 | ” |
| 2013 2200 | | | | | | 69,767.27 | 982,677.09 | |
| 2.5 | | | | | | 43,303.67 | | |
| - | | | | | | | 10,000.00 | |
| | | | | | | 23,477.15 | 128,763.63 | |

| | | | | | | | | |
|---|--|--|--|--|--|--------------|--------------|--|
| | | | | | | | | |
| 2 | | | | | | | 2,000,000.00 | |
| | | | | | | | 160,000.00 | |
| - | | | | | | 1,005,000.00 | 23,146.50 | |
| | | | | | | | 200,000.00 | |
| | | | | | | | 300,000.00 | |
| | | | | | | | 19,280.00 | |
| | | | | | | | 300,000.00 | |
| | | | | | | 570,000.00 | | |

| | | | | | | | | |
|-----|--|--|--|--|--|------------|------------|--|
| | | | | | | | | |
| | | | | | | 50,000.00 | | |
| | | | | | | 800,000.00 | | |
| | | | | | | 199,999.97 | 199,999.98 | |
| | | | | | | 199,999.98 | 199,999.98 | |
| | | | | | | 626,361.03 | 626,361.03 | |
| GMP | | | | | | | | |
| | | | | | | | 400,000.00 | |
| | | | | | | 45,000.00 | 768,970.06 | |
| | | | | | | 57,306.59 | 57,306.59 | |

| | | | | | | | | |
|--|--|--|--|--|--|--------------|-----------|--|
| | | | | | | 57,306.59 | 57,306.59 | |
| | | | | | | 1,000,000.00 | | |
| | | | | | | 600,000.00 | | |
| | | | | | | 36,450.00 | | |
| | | | | | | 500,000.00 | | |
| | | | | | | 102,923.50 | | |
| | | | | | | 3,000,000.00 | | |
| | | | | | | 20,000.00 | | |

| | | | | | | | | |
|--|--|--|--|--|--|------------|------------|--|
| | | | | | | | | |
| | | | | | | 18,000.00 | | |
| | | | | | | 100,000.00 | | |
| | | | | | | 75,360.00 | | |
| | | | | | | 700,000.00 | | |
| | | | | | | 30,000.00 | | |
| | | | | | | | 800,000.00 | |
| | | | | | | | 300,000.00 | |
| | | | | | | | 300,000.00 | |

| | | | | | | | | |
|--|--|--|--|--|--|--------------|--------------|--|
| | | | | | | | | |
| | | | | | | | 300,000.00 | |
| | | | | | | | 51,594.40 | |
| | | | | | | | 7,000.00 | |
| | | | | | | 500,000.00 | 1,230,000.00 | |
| | | | | | | | 574,999.96 | |
| | | | | | | 300,000.00 | 300,000.00 | |
| | | | | | | 48,000.00 | | |
| | | | | | | 1,593,999.96 | 1,641,999.96 | |

| | | | | | | | | |
|------|--|--|--|--|--|------------|--------------|--|
| | | | | | | | | |
| | | | | | | 360,000.00 | 360,000.00 | |
| | | | | | | 189,000.00 | 189,000.00 | |
| | | | | | | 500,000.00 | | |
| | | | | | | 430,800.00 | | |
| | | | | | | | 100,000.00 | |
| | | | | | | | 1,744,000.00 | |
| 2015 | | | | | | 684,400.53 | | |
| 2013 | | | | | | 100,000.00 | | |

| | | | | | | | | |
|---|--|--|--|--|--|--|--|--|
| - | | | | | | | | |
|---|--|--|--|--|--|--|--|--|

2013



73

1

| | | |
|--|---------------|---------------|
| | | |
| | 25,042,992.30 | 18,899,432.40 |
| | 2,610,892.76 | 6,792,743.02 |
| | 6,272,600.00 | 34,677,173.30 |
| | | 433,852.56 |
| | 33,926,485.06 | 60,803,201.28 |

2

| | | |
|--|----------------|----------------|
| | | |
| | 1,889,571.68 | 2,729,751.64 |
| | 1,930,667.76 | 1,723,359.62 |
| | 865,059,574.93 | 641,018,294.38 |
| | 96,674,977.80 | 34,813,056.31 |
| | 965,554,792.17 | 680,284,461.95 |

3

| | | |
|--|---------------|--|
| | | |
| | 53,919,696.22 | |
| | 53,919,696.22 | |

4

| | | |
|--|--|--|
| | | |
|--|--|--|

5

| | | |
|--|----------------|----------------|
| | | |
| | 168,913,423.80 | 96,941,751.91 |
| | | 411,500,000.00 |
| | 168,913,423.80 | 508,441,751.91 |

6

| | | |
|--|----------------|----------------|
| | | |
| | 111,632,837.03 | 195,687,797.17 |
| | | 34,045,000.00 |
| | 31,000,000.00 | |
| | 6,500,000.00 | |
| | 149,132,837.03 | 229,732,797.17 |

74

1

| | | |
|-----|----------------|---------------|
| | | |
| 1 | -- | -- |
| | 193,131,053.24 | 55,165,919.20 |
| | 35,126,880.03 | 34,510,281.74 |
| | 88,225,106.18 | 72,569,721.76 |
| | 26,190,116.02 | 9,829,637.12 |
| | 13,383,219.64 | 5,413,202.24 |
| “ ” | 396,204.58 | 678,640.06 |
| “ ” | 31,289,828.51 | 31,417,876.67 |
| “ ” | -1,171,639.35 | |

| | | |
|-----|-----------------|-----------------|
| “ ” | -9,334,090.39 | -2,753,270.51 |
| “ ” | -576,786.09 | |
| “ ” | 7,300,516.70 | -99,493,649.64 |
| “ ” | -580,551,423.77 | -300,647,847.20 |
| “ ” | 161,456,707.06 | 359,749,590.36 |
| | -9,585,756.19 | -14,595,640.33 |
| | -44,720,063.83 | 151,844,461.47 |
| 2 | -- | -- |
| 3 | -- | -- |
| | 495,657,819.06 | 167,458,617.52 |
| | 167,458,617.52 | 195,448,863.02 |
| | 328,199,201.54 | -27,990,245.50 |

2

| | |
|--|----------------|
| | |
| | -- |
| | 53,919,696.22 |
| | -- |
| | 83,718.47 |
| | 53,835,977.75 |
| | -- |
| | -53,919,696.22 |

3

| | |
|--|----|
| | |
| | -- |
| | -- |

| | |
|----|------------------|
| -- | 629,180,000.00 |
| -- | 2,016,719,994.30 |
| | 2,645,899,994.30 |
| | 343,359,533.91 |
| / | 2,302,540,460.39 |

2015

743

D3

D3

3

| | | |
|--|----------------|----------------|
| | | |
| | | |
| | 381,271,271.57 | 340,471,271.57 |
| | 38,077,018.41 | 38,077,018.41 |
| | 40,851,706.12 | 51,706.12 |
| | 283,036,733.02 | 283,036,733.02 |
| | 98,234,538.22 | 57,434,538.55 |
| | 19,305,814.02 | 19,305,814.02 |
| | 37,911,737.66 | 37,911,737.66 |
| | 35,786,737.66 | 35,786,737.66 |
| | 2,125,000.00 | 2,125,000.00 |
| | 343,359,533.91 | 302,559,533.91 |

4

5

6

4

5

| | | |
|--|---------------|------------|
| | | |
| | 50,155,502.72 | 155,502.72 |
| | | |

2016 10 24

5000

91533102MA6K80PY77

17

1

2016 10 24 2066 10 23

100.00%

2016 12 13

5000

91140421MA0H1G802T

2016 12 13 2026 4 30

100.00%

6

1

1

| | | | | 100.00% | | |
|--|--|--|--|---------|--|--|
| | | | | 100.00% | | |
| | | | | 100.00% | | |

| | | | | | | |
|--|--|--|--|---------|--|--|
| | | | | 100.00% | | |
| | | | | 100.00% | | |
| | | | | 60.00% | | |
| | | | | 51.00% | | |
| | | | | 51.00% | | |
| | | | | 100.00% | | |
| | | | | 100.00% | | |
| | | | | 100.00% | | |
| | | | | 51.00% | | |
| | | | | 100.00% | | |
| | | | | 100.00% | | |
| | | | | 100.00% | | |
| | | | | 100.00% | | |
| | | | | 100.00% | | |
| | | | | 100.00% | | |
| | | | | 100.00% | | |
| | | | | 95.35% | | |
| | | | | 100.00% | | |
| | | | | 100.00% | | |

| | | | | | | |
|--|--|--|--|---------|--|--|
| | | | | | | |
| | | | | 100.00% | | |
| | | | | 100.00% | | |
| | | | | 100.00% | | |

| | | |
|--|---------------|----------------|
| | | |
| | | |
| | 204,391.28 | 1,030,697.59 |
| | -5,814,942.29 | -14,877,421.02 |
| | 386,041.75 | 16,229,823.17 |
| | -329,847.70 | -726,168.24 |
| | -4,378,510.31 | 23,904,471.02 |

3

| | | | | | | | | | | | | |
|--|----------------|-------------------|-------------------|-------------------|--|-------------------|------------------|-------------------|-------------------|-------------------|--|-------------------|
| | 856.45 | 12,172,7 41.73 | 12,173,5 98.18 | 13,655,5 74.18 | | 13,655,5 74.18 | 633.41 | 12,512,7 52.02 | 12,513,3 85.43 | 13,322,2 02.85 | | 13,322,2 02.85 |
| | 665,223. 05 | 31,314,3 85.16 | 31,979,6 08.21 | 13,191,3 00.00 | | 13,191,3 00.00 | 1,072,03 4.09 | 34,762,1 66.35 | 35,834,2 00.44 | 8,110,15 6.90 | | 8,110,15 6.90 |

| | 47,837,576.4 5 | 4,395,511.50 | 4,395,511.50 | 16,816,681.2 5 | 25,478,318.3 1 | -910,825.20 | -910,825.20 | 6,599,716.59 | |
|--|--------------------|--------------------|--------------------|-------------------|--------------------|--------------------|--------------------|---------------|--|
| | 168,926,810. 59 | -14,537,355.7 3 | -14,537,355.7 3 | 346,547.70 | 234,062,311. 33 | -21,538,661.8 8 | -21,538,661.8 8 | 1,040,027.43 | |
| | 254,448,295. 40 | 787,840.30 | 787,840.30 | -3,404,878.32 | 194,379,411. 90 | -52,264.41 | -52,264.41 | -1,555,398.88 | |
| | 50,000.00 | -673,158.58 | -673,158.58 | 74.22 | 50,000.00 | -858,192.49 | -858,192.49 | -925.05 | |
| | | -8,935,735.33 | -8,935,735.33 | 70,616.82 | | -767,997.70 | -767,997.70 | -238,263.72 | |

4

5

| | | | | | | |
|--|--|--|--|--------|--|--|
| | | | | | | |
| | | | | 35.00% | | |

20%

20%

2

| | | |
|--|---|---|
| | / | / |
| | | |

3

| | | |
|--|--------------|---|
| | / | / |
| | | |
| | 1,895,925.81 | |
| | 32,984.00 | |
| | 1,928,909.81 | |
| | 239,085.37 | |
| | 239,085.37 | |
| | -60,175.56 | |

4

| | | |
|--|----|----|
| | / | / |
| | -- | -- |
| | -- | -- |
| | -- | -- |
| | -- | -- |

5

6

| | | | |
|--|--|--|--|
| | | | |
|--|--|--|--|

7

8

4

| | | | | |
|--|--|--|--|---|
| | | | | / |
| | | | | |

5

6

()

()

()

1

| | | | | |
|--|----|--|--|--|
| | | | | |
| | | | | |
| | -- | | | |

4

| | |
|--|--|
| | |
| | |
| | |
| | |
| | |
| | |
| | |
| | |
| | |
| | |
| | |

5

1

/

| | | | | | |
|--|--|---------------|---------------|--|--------------|
| | | | | | |
| | | 18,260,421.98 | 20,000,000.00 | | 8,082,000.40 |
| | | 8,128,748.83 | 10,000,000.00 | | 4,285,237.13 |
| | | | | | 550,000.00 |
| | | 298,165.43 | 1,000,000.00 | | 267,535.63 |
| | | 178,934.74 | 2,000,000.00 | | 599,345.20 |
| | | 3,500,000.00 | 5,000,000.00 | | 2,000,000.00 |
| | | 999,551.21 | 1,000,000.00 | | |

/

| | | | |
|--|--|--|--|
| | | | |
|--|--|--|--|

| | | | |
|--|--|--------------|--------------|
| | | 1,337,877.65 | 2,134,000.00 |
| | | 9,190.00 | 18,223.30 |
| | | 6,635.18 | |
| | | 6,460.00 | |
| | | 2,090.00 | |

2 / /

/

| | | | | | | |
|---|---|---|---|---|---|---|
| / | / | / | / | / | / | / |
|---|---|---|---|---|---|---|

/

/

| | | | | | | |
|---|---|---|---|---|---|---|
| / | / | / | / | / | / | / |
|---|---|---|---|---|---|---|

/

3

| | | | |
|--|--|--|--|
| | | | |
|--|--|--|--|

| | | | |
|--|--|--|--|
| | | | |
|--|--|--|--|

4

| | | | |
|--|--|--|--|
| | | | |
|--|--|--|--|

| | | | | |
|--|---------------|------------|------------|--|
| | 2,000,000.00 | 2016 07 20 | 2017 07 19 | |
| | 20,000,000.00 | 2016 11 30 | 2017 11 30 | |

| | | | | |
|--|----------------|------------|------------|--|
| | | | | |
| | 50,000,000.00 | 2016 06 07 | 2017 06 07 | |
| | 135,000,000.00 | 2016 08 05 | 2017 07 19 | |
| | 30,000,000.00 | 2016 06 30 | 2017 06 29 | |

5

| | | | | |
|--|--|--|--|--|
| | | | | |
| | | | | |
| | | | | |

6

| | | | |
|--|--|--|--|
| | | | |
|--|--|--|--|

7

| | | |
|--|--------------|--------------|
| | | |
| | 5,502,172.00 | 4,606,100.00 |

8

6

1

| | | 901,583.73 | 89,314.31 | 389,706.08 | 19,485.30 |
|--|--|--------------|-----------|--------------|-----------|
| | | 57,053.30 | 2,852.67 | 47,863.30 | 2,393.17 |
| | | 4,575.18 | 285.76 | 1,140.00 | 57.00 |
| | | 3,770.00 | 272.50 | 1,680.00 | 84.00 |
| | | 6,460.00 | 323.00 | | |
| | | 428,362.64 | | 429,033.03 | |
| | | 2,808,065.96 | | 530,593.97 | |
| | | 1,100,000.00 | | 2,000,000.00 | |
| | | 9,184.73 | | | |

2

| | | 463,071.68 | 917,890.20 |
|--|--|--------------|----------------|
| | | 135,991.36 | 235,991.36 |
| | | 2,860,900.14 | 453,568.38 |
| | | 499,551.21 | 16,359,076.36 |
| | | 122,984.74 | |
| | | 1,365.00 | 801,365.00 |
| | | 2,047,099.52 | 428,340,697.10 |
| | | 123,914.30 | 111,879.64 |
| | | 109,414.00 | 126,966.00 |
| | | | 4,850,000.00 |

7

2013 12 27

2013

97

1797
2014 10

1320

50
2014

462

8

1

| | |
|--|--------------------------------|
| | 8,940,000.00 |
| | 0.00 |
| | 430,000.00 |
| | |
| | 2016 3 23 894 7.40 / 30.00% |
| | 30.00% 40.00% |

2016 3 23

70 1064 1000
78 70 958
894 106
2016 4 25
2016 8 25
280,000
2016 11 10

150,000

2

| | |
|--|--------------------------|
| | 15.36 / - 7.40 / =7.96 / |
| | |
| | |
| | 29,636,075.00 |
| | 29,636,075.00 |

3

4

5

1

2

1

2013 12 27

2013

97

1797
2014 10

1320

50
2014

462

2

3

1

| | | | |
|--|--|--|--|
| | | | |
|--|--|--|--|

2


| | |
|--|---------------|
| | 25,988,966.50 |
| | 25,988,966.50 |

3

4

1

1



2



2

3

1

2

4

5



6

1

3

3

2

| | 3,312,968,757.08 | 179,457,477.40 | 11,396,808.26 | -220,823,066.88 | 3,282,999,975.86 |
|--|------------------|----------------|---------------|-------------------|------------------|
| | 1,856,015,306.82 | 163,605,849.69 | 16,366,216.58 | -210,883,529.92 | 1,825,103,843.17 |
| | 9,221,660,111.16 | 741,831,072.70 | 89,013,821.63 | -3,177,789,340.76 | 6,874,715,664.73 |
| | 2,955,159,595.94 | 594,285,935.26 | 94,213,229.05 | -2,040,626,841.47 | 1,603,031,918.78 |

3

4

7

8

1

1

| | 575,434, 547.50 | 100.00% | 52,075.0 33.18 | | 523,359,5 14.32 | 404,197 ,673.37 | 100.00% | 41,695,83 2.83 | | 362,501,84 0.54 |
|--|--------------------|---------|-------------------|--|--------------------|--------------------|---------|-------------------|--|--------------------|

| | | | | | | | | | | |
|--|--------------------|---------|-------------------|--|--------------------|--------------------|---------|-------------------|--|--------------------|
| | 575,434, 547.50 | 100.00% | 52,075,0 33.18 | | 523,359,5 14.32 | 404,197 ,673.37 | 100.00% | 41,695,83 2.83 | | 362,501,84 0.54 |
|--|--------------------|---------|-------------------|--|--------------------|--------------------|---------|-------------------|--|--------------------|

| | | | | | | | | | |
|---|---|--|----------------|--|--|---------------|--|--|---------|
| | | | | | | | | | |
| 1 | | | | | | | | | |
| 1 | | | 449,548,294.16 | | | 22,487,174.61 | | | 5.00% |
| 1 | 2 | | 6,332,744.91 | | | 633,274.49 | | | 10.00% |
| 2 | 3 | | 1,961,309.98 | | | 588,392.99 | | | 30.00% |
| 3 | 4 | | 2,681,093.24 | | | 1,340,546.62 | | | 50.00% |
| 4 | 5 | | 3,523,977.45 | | | 2,819,181.96 | | | 80.00% |
| 5 | | | 24,206,462.51 | | | 24,206,462.51 | | | 100.00% |
| | | | 488,253,882.25 | | | 52,075,033.18 | | | |

2

10,379,200.35

| | | | | |
|--|--|--|--|--|
| | | | | |
|--|--|--|--|--|

3

| | | | | |
|--|--|--|--|--|
| | | | | |
|--|--|--|--|--|

| | | | | | |
|--|--|--|--|--|--|
| | | | | | |
|--|--|--|--|--|--|

4

| | | | | | () |
|--|--|-----------------------|---------------------|---|--------------|
| | | 38,537,656.57 | 1,926,882.83 | 1 | 6.69 |
| | | 24,454,896.62 | 1,222,744.83 | 1 | 4.25 |
| | | 23,396,010.59 | 1,169,800.53 | 1 | 4.07 |
| | | 22,137,123.60 | 1,106,856.18 | 1 | 3.85 |
| | | 20,075,155.12 | 1,003,757.76 | 1 | 3.49 |
| | | 128,600,842.50 | 6,430,042.13 | | 22.35 |

5

6

2

1

| | 1,147,50 5,707.05 | 99.93% | 5,857,12 1.33 | 24.66% | 1,141,648 ,585.72 | 815,270 ,241.74 | 99.91% | 5,208,855 .90 | 21.67% | 810,061,38 5.84 |
|--|----------------------|---------|------------------|---------|----------------------|--------------------|---------|------------------|---------|--------------------|
| | 763,440. 90 | 0.07% | 763,440. 90 | 100.00% | | 763,440 .90 | 0.09% | 763,440.9 0 | 100.00% | |
| | 1,148,26 9,147.95 | 100.00% | 6,620,56 2.23 | | 1,141,648 ,585.72 | 816,033 ,682.64 | 100.00% | 5,972,296 .80 | | 810,061,38 5.84 |

| 1 | | | |
|-----|---------------|--------------|---------|
| 1 | 15,165,943.25 | 758,297.16 | 5.00% |
| 1 2 | 2,916,577.65 | 291,657.77 | 10.00% |
| 2 3 | 740,519.15 | 222,155.74 | 30.00% |
| 3 4 | 226,370.02 | 113,185.01 | 50.00% |
| 4 5 | 1,134,161.57 | 907,329.26 | 80.00% |
| 5 | 3,564,496.39 | 3,564,496.39 | 100.00% |
| | 23,748,068.03 | 5,857,121.33 | |

| | | | % | | |
|--|-----------------------|-----------------------|-------------------|-----|---------------|
| | 763,440.90 | 763,440.90 | 100.00 | 4-5 | |
| | 763,440.90 | 763,440.90 | 100.00 | | 5.0011e9>Tj / |

4

| | | |
|--|------------------|----------------|
| | | |
| | 1,148,224,147.95 | 811,873,682.64 |
| | 45,000.00 | 4,160,000.00 |
| | 1,148,269,147.95 | 816,033,682.64 |

5

| | | | | | |
|--|----|----------------|----|--------|--|
| | | | | | |
| | | 255,298,005.18 | 1 | 22.23% | |
| | | 200,141,789.22 | 2 | 17.43% | |
| | | 180,119,800.83 | 5 | 15.69% | |
| | | 102,340,485.59 | 4 | 8.91% | |
| | | 110,291,914.72 | 3 | 9.61% | |
| | -- | 848,191,995.54 | -- | 73.87% | |

6

| | | | | |
|--|--|--|--|--|
| | | | | |
|--|--|--|--|--|

7

8

3

| | | | | | | |
|--|------------------|--|------------------|----------------|--|----------------|
| | | | | | | |
| | 3,577,289,205.92 | | 3,577,289,205.92 | 763,459,211.62 | | 763,459,211.62 |
| | 978,938.55 | | 978,938.55 | | | |
| | 3,578,268,144.47 | | 3,578,268,144.47 | 763,459,211.62 | | 763,459,211.62 |

1

| | | | | | | |
|--|----------------|------------------|--|------------------|--|--|
| | | | | | | |
| | 480,129,764.64 | | | 480,129,764.64 | | |
| | 6,000,000.00 | 94,500,000.00 | | 100,500,000.00 | | |
| | 4,780,152.89 | | | 4,780,152.89 | | |
| | 15,004,200.71 | | | 15,004,200.71 | | |
| | 3,765,093.38 | | | 3,765,093.38 | | |
| | 1,000,000.00 | | | 1,000,000.00 | | |
| | 1,000,000.00 | 66,560,000.00 | | 67,560,000.00 | | |
| | 1,000,000.00 | | | 1,000,000.00 | | |
| | 232,000,000.00 | | | 232,000,000.00 | | |
| | 7,780,000.00 | 2,220,000.00 | | 10,000,000.00 | | |
| | 10,000,000.00 | | | 10,000,000.00 | | |
| | 1,000,000.00 | | | 1,000,000.00 | | |
| | | 4,650,000.00 | | 4,650,000.00 | | |
| | | 2,645,899,994.30 | | 2,645,899,994.30 | | |
| | 763,459,211.62 | 2,813,829,994.30 | | 3,577,289,205.92 | | |

2

| | | | | | | | | | | |
|--|--|--|--|--|--|--|--|--|--|--|
| | | | | | | | | | | |
| | | | | | | | | | | |
| | | | | | | | | | | |
| | | | | | | | | | | |

| | | |
|--|---------------|----|
| | 22,451,674.55 | |
| | 3,845,757.21 | |
| | 1,127,171.99 | |
| | 2,954,353.99 | |
| | 51,703.96 | |
| | 24,022,341.22 | -- |

1 —

1 —

2

| | | / | / |
|--|-------|--------|--------|
| | 6.26% | 0.5558 | 0.5558 |
| | 5.52% | 0.4900 | 0.4900 |

3

1

2

3

4

2016